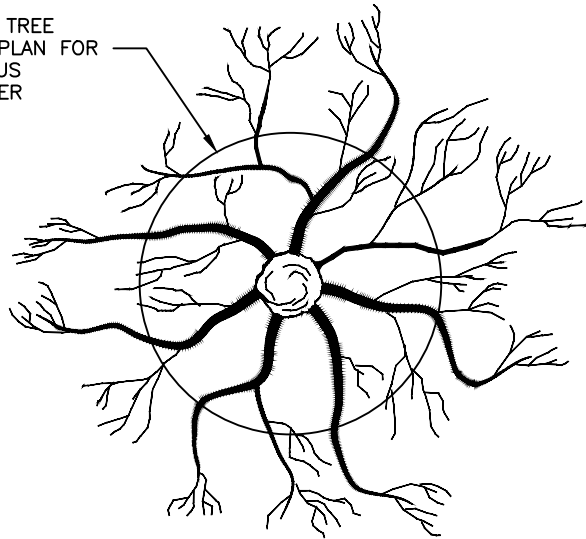
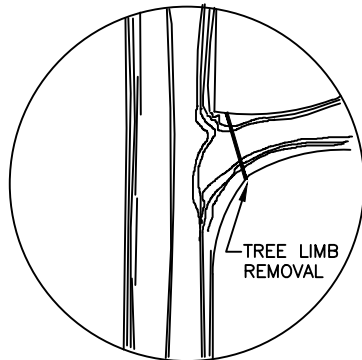


SEE APPROVED TREE
PRESERVATION PLAN FOR
REQUIRED RADIUS
OF TREE BARRIER



PLAN VIEW OF ROOT ZONE

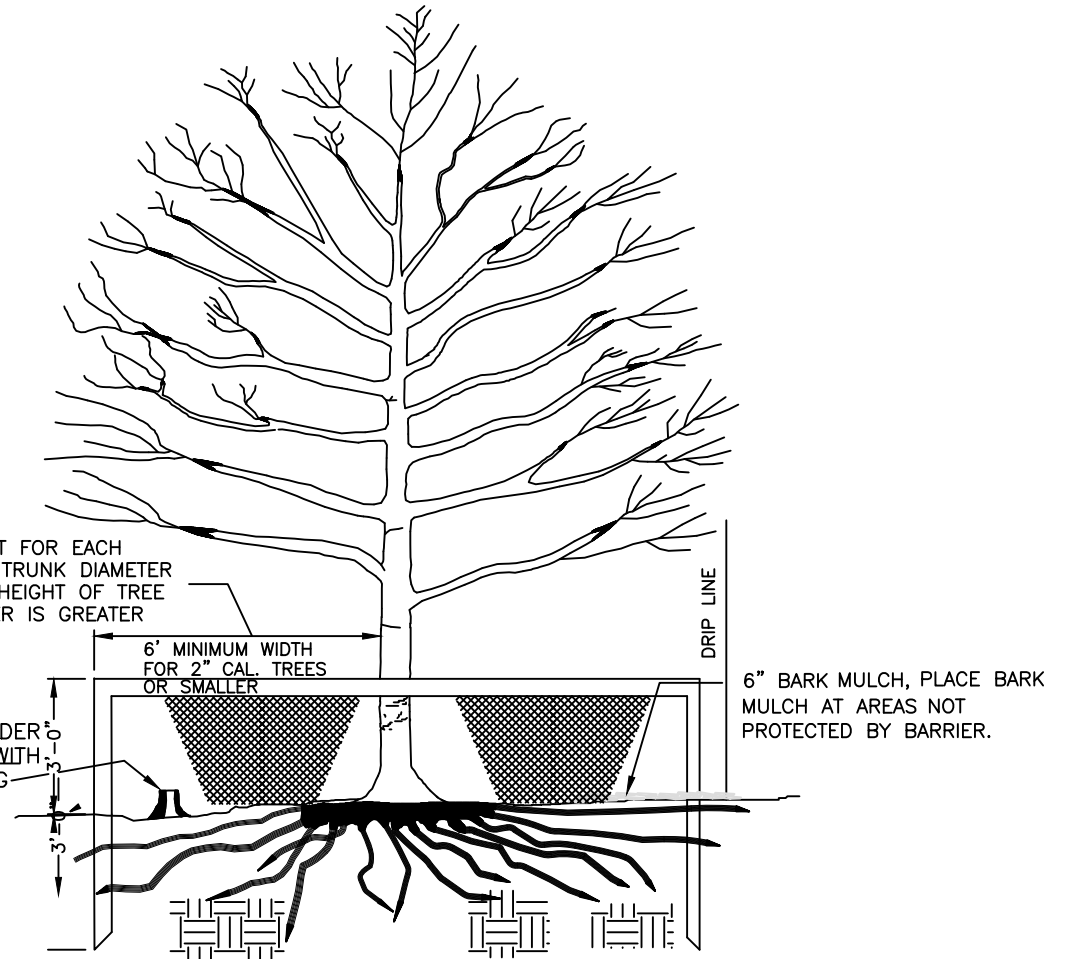


FOR PRUNING SEE
INTERNATIONAL SOCIETY
OF ARBORICULTURE SPECS.

DEAD TREES AND SCRUB OR UNDER-
GROWTH SHALL BE CUT FLUSH WITH
ADJACENT GRADE. NO GRUBBING
ALLOWED UNDER DRIP LINE.

2"x4" STANDARDS + 1"x4" RAILS
OR ORANGE SAFETY FENCING
MAY BE USED.

ONE FOOT FOR EACH
INCH OF TRUNK DIAMETER
OR 1/2 HEIGHT OF TREE
WHICHEVER IS GREATER



NOTES:

1. REMOVE ALL BARRIERS UPON COMPLETION OF PROJECT.
2. LANDSCAPING PLANS SHALL SHOW THE LOCATIONS OF ALL PROTECTION FENCES.
3. REFER TO CITY OF CHARLOTTE LANDSCAPE CONSTRUCTION STANDARDS SECTION 01000 FOR GENERAL SPECIFICATION REGARDING TREE PROTECTION.
4. INSTALL TREE PROTECTION SIGNAGE ON ALL FENCE BOUNDARIES PER CHARLOTTE TREE MANUAL (CTM) AND LANDSCAPE CONSTRUCTION STANDARDS. SIGN TEMPLATE PROVIDED IN CTM.
5. REFER TO CTM FOR CRITICAL ROOT ZONE PROTECTION STANDARDS.