

VISION  **ZER** 

SAFER STREETS FOR CHARLOTTE

Vision Zero Task Force | January 23, 2019

Agenda

- ▶ Where We Have Been
- ▶ Developing the Action Plan
- ▶ Taking Action
- ▶ Next Steps

Where We Have Been

June

- Opportunities and concerns
- Who are we missing
- Committees roles

July

- Commitment statement
- Guiding principles
- Committee tasks

August

- Mapping safety concerns
- Committee tasks

September

- Strategy table
- Committee tasks

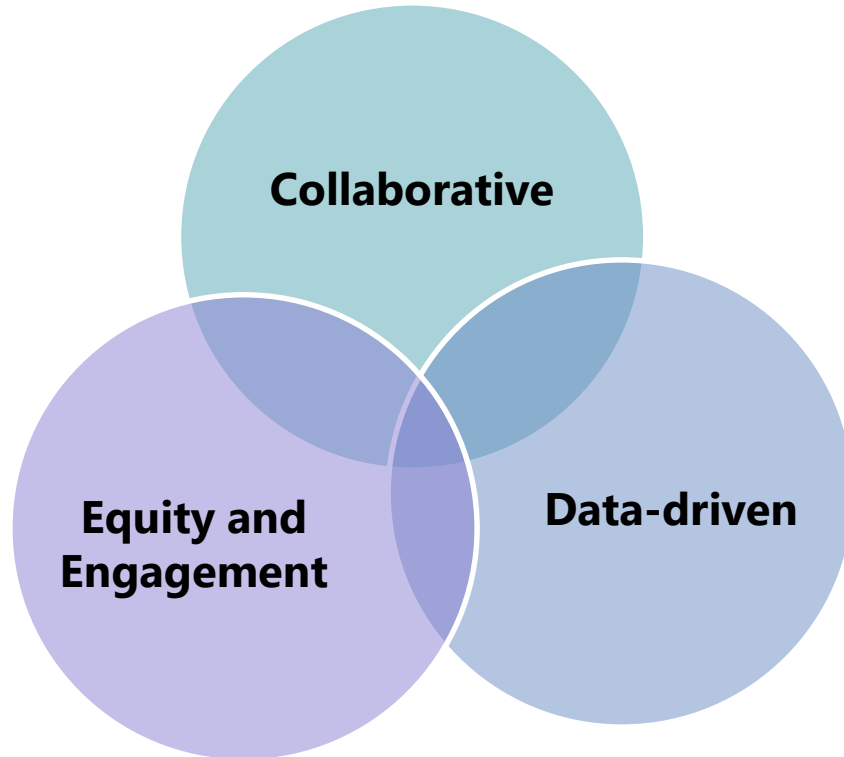
October

- Public input review
- Strategy table

November & December

- Draft plan review
- Next steps

Developing the Action Plan



"The process of building a Vision Zero Action Plan is just as important as the final product."

- Vision Zero Network



Collaborative

- Interdisciplinary Task Force
- Focused on shared goals and strategies
- Action-oriented and accountable

Focusing on collaboration



Users



Designers



Decision-makers

Shared Responsibility

Data-driven

- Serious injuries and fatalities
- Focused on High Injury Network
- Respond to contributing circumstances



Time	Attendees
2:00 PM - 2:10 PM	Bryan Farlow Dany Love
2:10 PM - 2:15 PM	Angela Berry
2:15 PM - 2:30 PM	Alex Riomondy • Jon Shaben • Troy Baker • David Bost
2:30 PM - 2:50 PM	Angela Berry
2:50 PM - 2:55 PM	Amy Mitchell • Scott Curry • Angela Berry
2:55 PM - 3:10 PM	Alex Riomondy • Scott Curry • Charles Abel
3:10 PM - 3:25 PM	Angela Berry
3:25 PM - 3:30 PM	Angela Berry

CHARLOTTE'S ROAD TO VISION ZERO

Charlotte's Commitment to Vision Zero

Vision Zero is a collaborative, data-driven effort to eliminate traffic-related deaths and severe injuries.

The City of Charlotte's Transportation Action Plan includes an objective to reduce traffic fatalities and severe injury crashes by 50% by 2030.

The City is developing a Vision Zero Action Plan that will support the city's efforts to reduce traffic fatalities and severe injury crashes by 50% by 2030.

By the numbers: 2017 crash data

79 crashes occur per day on our streets. That's more than 29,000 crashes per year.

71 crashes, resulted in 74 fatalities on our streets in 2017. This is the 3rd consecutive increase in annual fatalities.

27 pedestrians were killed in Charlotte streets in 2017. This is the 3rd consecutive increase in annual pedestrian fatalities.

Pedestrian walking and bicycling are involved in less than 3% of all crashes but account for nearly 44% of all traffic deaths.

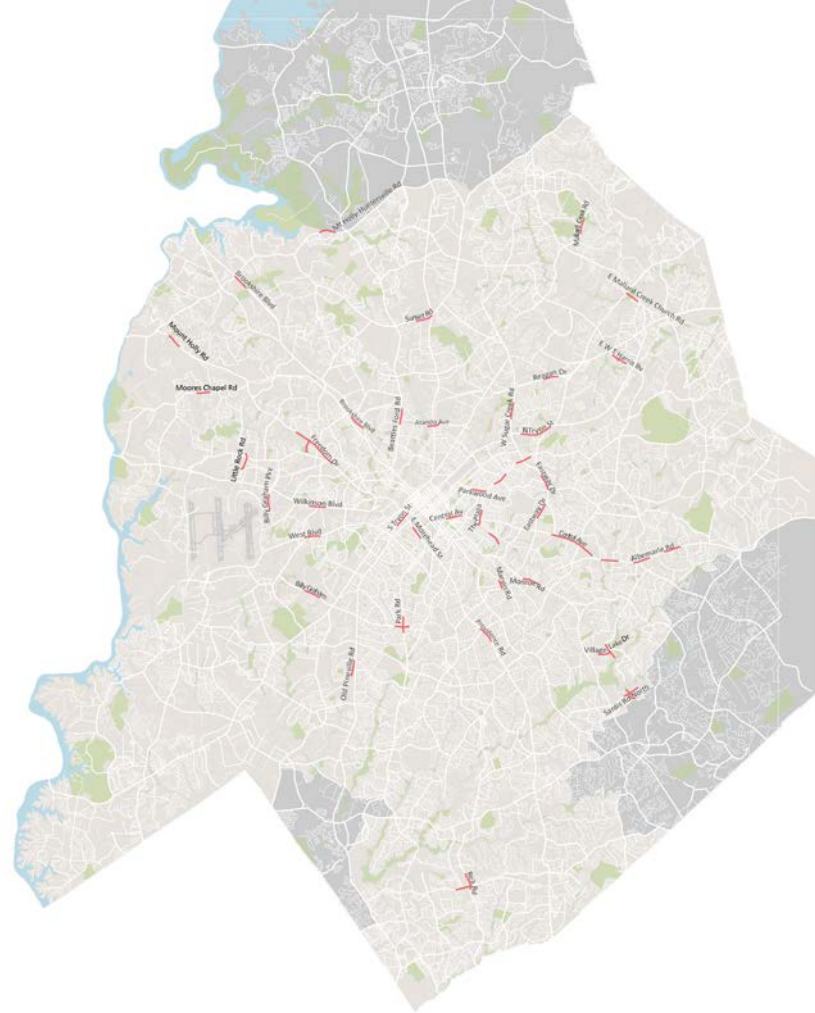
In Charlotte, people walking and bicycling are disproportionately impacted among traffic deaths compared to total crashes and mode share.

Mode	Percentage
Cars/Trucks	86.9%
Buses	3.7%
Pedestrians	2.2%
Bicyclists	.2%

Mode	Percentage
Cars/Trucks	86.9%
Bicyclists	<1%
Pedestrians	<2%

High Injury Network

- ▶ 10% of all streets in Charlotte make up the HIN
 - ▶ 66% arterial streets
 - ▶ 25% local streets
 - ▶ 9% collectors
- ▶ 42 streets have been identified as Priority Corridors



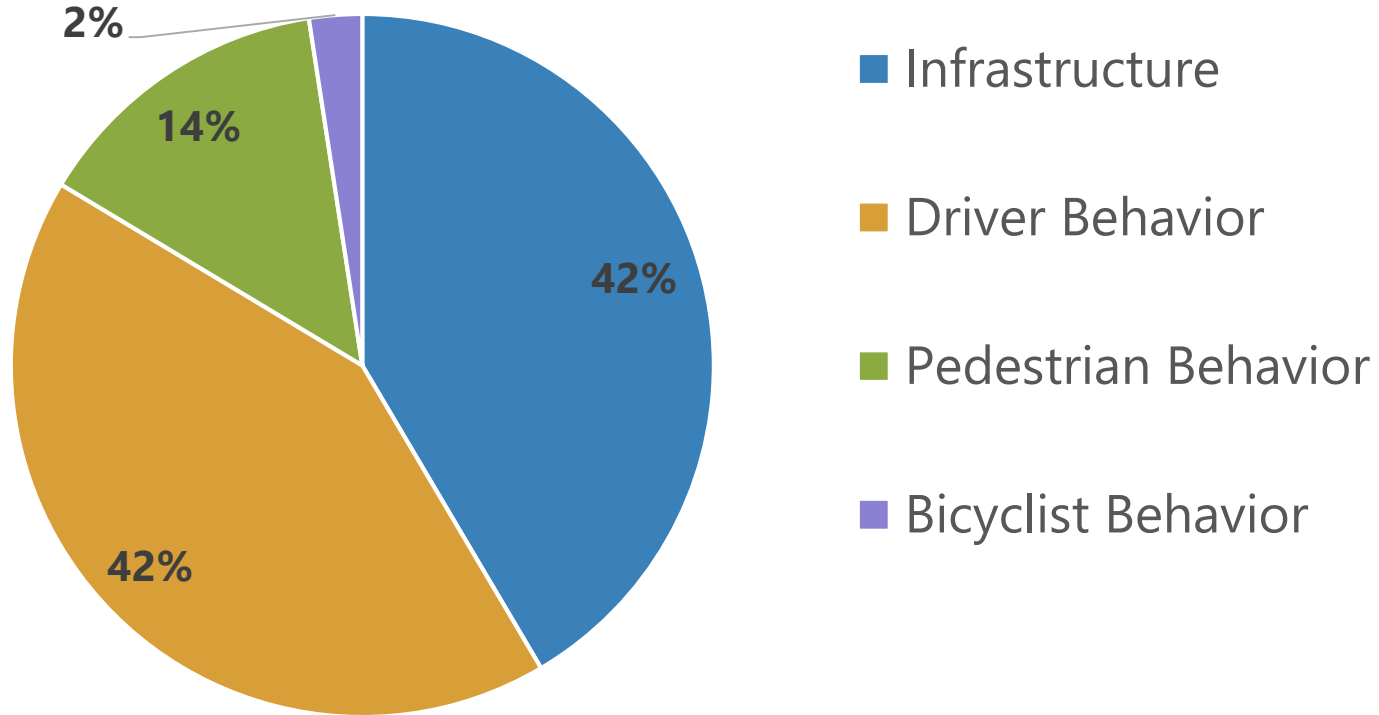


Equity & Engagement

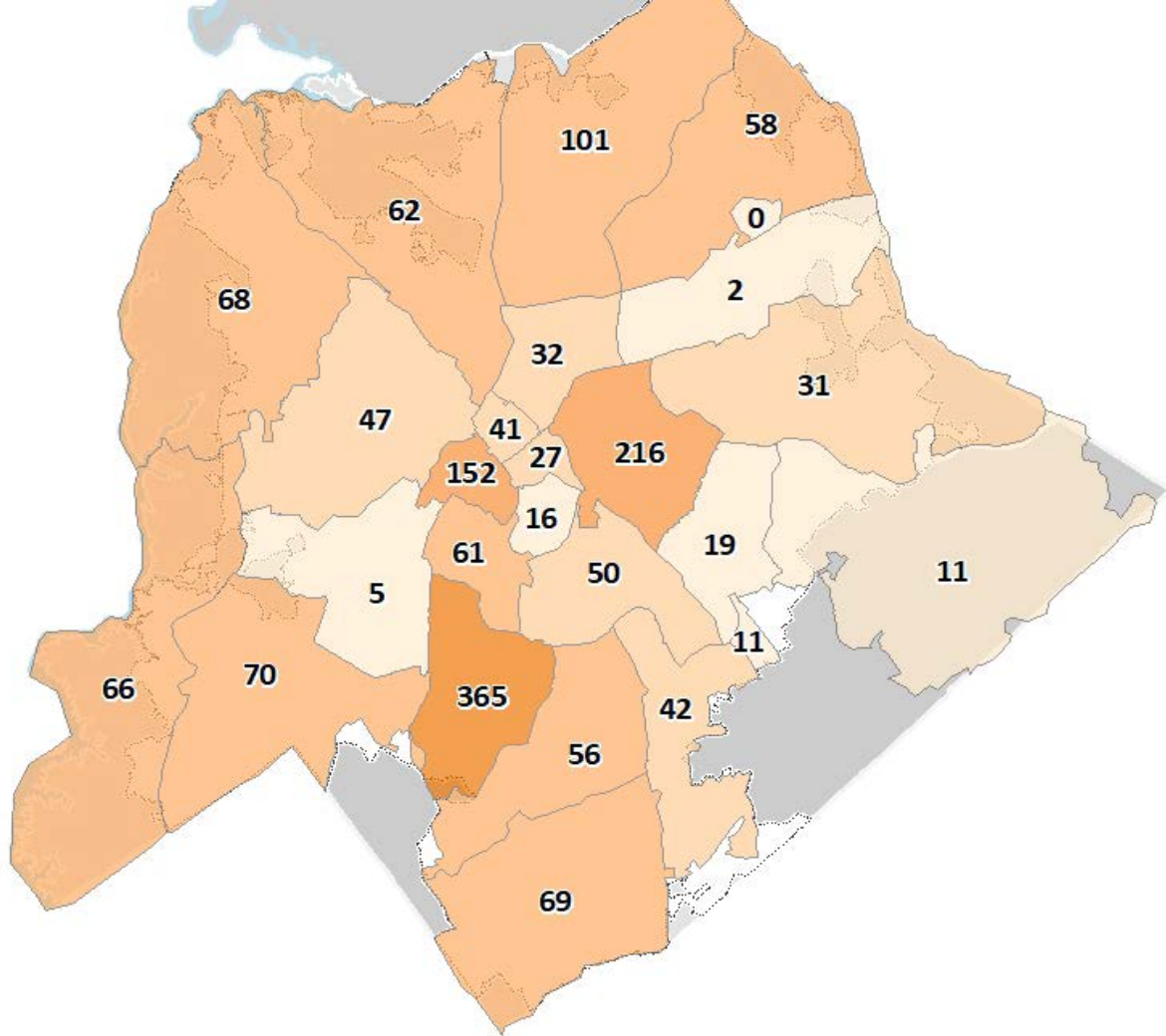
- Community events and online engagement
- Focused on how residents experience our streets
- Explore key themes



Key takeaways from engagement



Interactive Map Comments



Taking Action



01 //

**CREATE SAFE
STREETS FOR
ALL USERS**



02 //

**SHAPE
COMMUNITY
CULTURE OF
SAFETY**



03 //

**ANALYZE THE
DATA**



04 //

**EVALUATE
POLICY &
LEGISLATION**

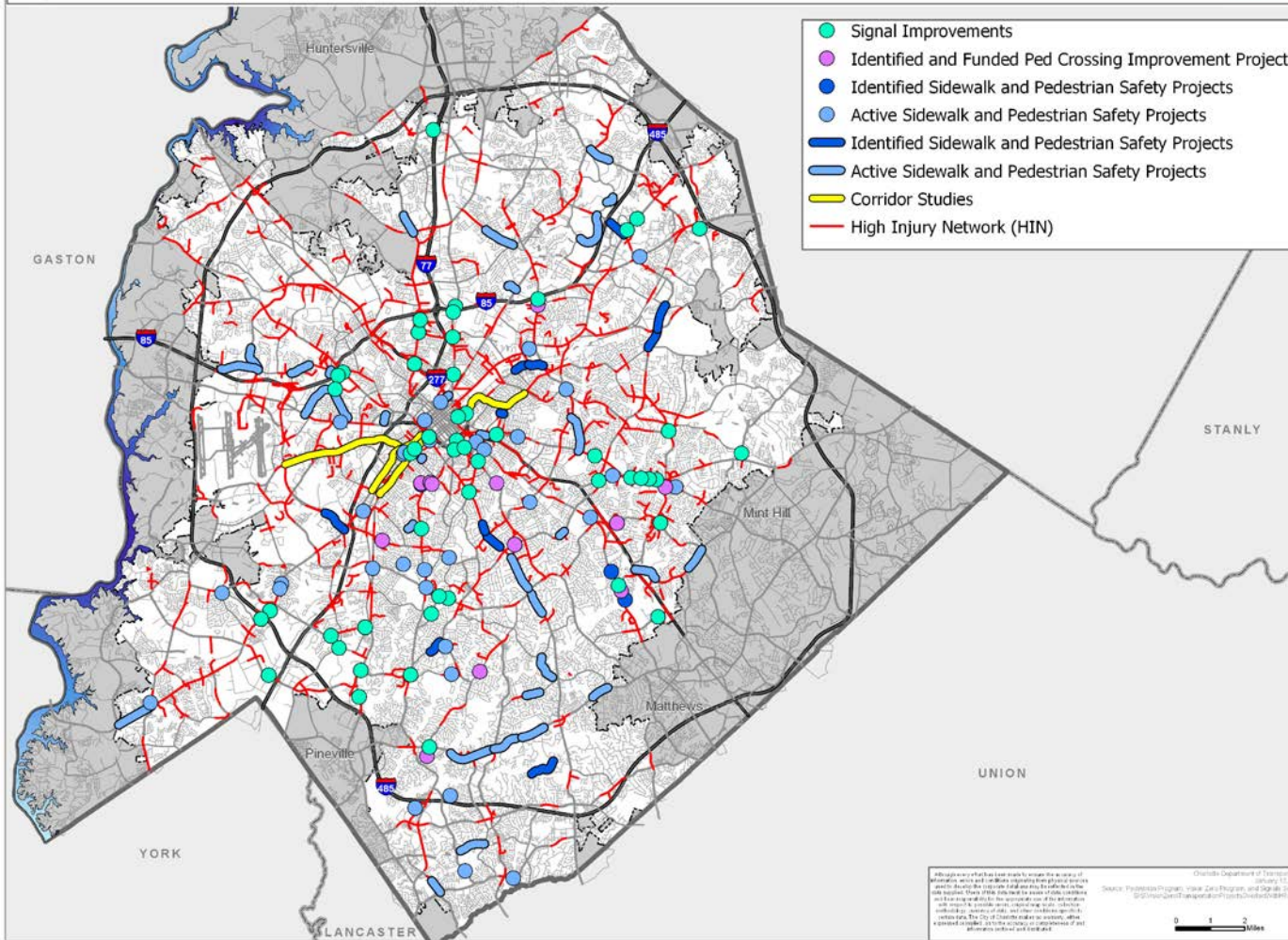


Implementing Vision Zero through Capital Projects


- ▶ \$48 million in 2018 CIP bonds
 - ▶ \$30 million – Sidewalk & Pedestrian Safety
 - ▶ \$2M – Vision Zero
 - ▶ \$4M – Bicycle Program
 - ▶ \$2M – Bryant Farms Rd
 - ▶ \$3M – Bridges
 - ▶ \$3M – Intelligent Transportation Systems
 - ▶ \$4M – Traffic Control Devices



2018 Bond Projects and the High Injury Network (HIN)



CMPD & Vision Zero



Charlotte Mecklenburg Police Department Traffic Safety Initiative

- ▶ CMPD will implement a comprehensive traffic safety plan which supports the Vision Zero program.
- ▶ The CMPD Transportation and Patrol Divisions will work towards the goal of reducing and eventually eliminating personal injury and fatal crashes.
- ▶ We will use Traffic Enforcement, Education, and Training as part of the strategy to achieve these goals.

Overall Strategy

1. Concentrated Enforcement within the High Injury Network with an emphasis in five areas of traffic safety.
2. Weekly operations concentrating on specific problems in the High Injury Network. (Patrol and CMPD Transportation Division)
3. Continue working with Vision Zero partners to maximize effectiveness.
4. Seek new technology to supplement traffic safety efforts.

Concentrated Enforcement

1. **Speeding**- Concentrated enforcement in High Injury Network with focus on moving violations (speed, aggressive driving, etc.)
2. **Impaired driving**- Focus on areas with high amount of alcohol establishments and historic impaired driving crashes.
3. **Pedestrian safety**- Frequent “Watch for me” operations and strict enforcement of all moving violations in areas of frequent pedestrian injuries and fatalities.
4. **Occupant risk factor enforcement**- Deliberate emphasis on seatbelt use, child passenger safety, electronic device use while driving.
5. **District specific traffic safety issues**- (signal lights, school zones, etc.)

Community engagement and education

1. Continue educational efforts in schools and colleges for presentations and educational opportunities.
2. Traffic officers will frequently attend community meetings to stress the importance of traffic safety and goals of Vision Zero.
3. Use social and traditional media frequently to stress the importance of various traffic safety issues and suggestions.
4. Expand Child Passenger Safety checking stations to community groups and events to engage participants with goals of Vision Zero.



Next Steps

- TAP Committee Recommendation
- Annual Progress Reports/Updates
 - Partner data for the progress reports
- Share the message of Vision Zero & continue to participate in the Task Force

