

**VISION**  **ZER** 

---

**SAFER STREETS FOR CHARLOTTE**

Vision Zero Task Force | January 29, 2020

# Agenda

- ▶ Introductions
- ▶ Older Driver Education Guest Speaker
- ▶ Action Plan Updates
- ▶ Break
- ▶ Committee Discussion

# Guest Speaker

**Anne E. Dickerson, PhD, OTR/L,  
SCDCM, FAOTA, FGSA**

Professor

Department of Occupational Therapy

College of Allied Health Sciences

East Carolina University



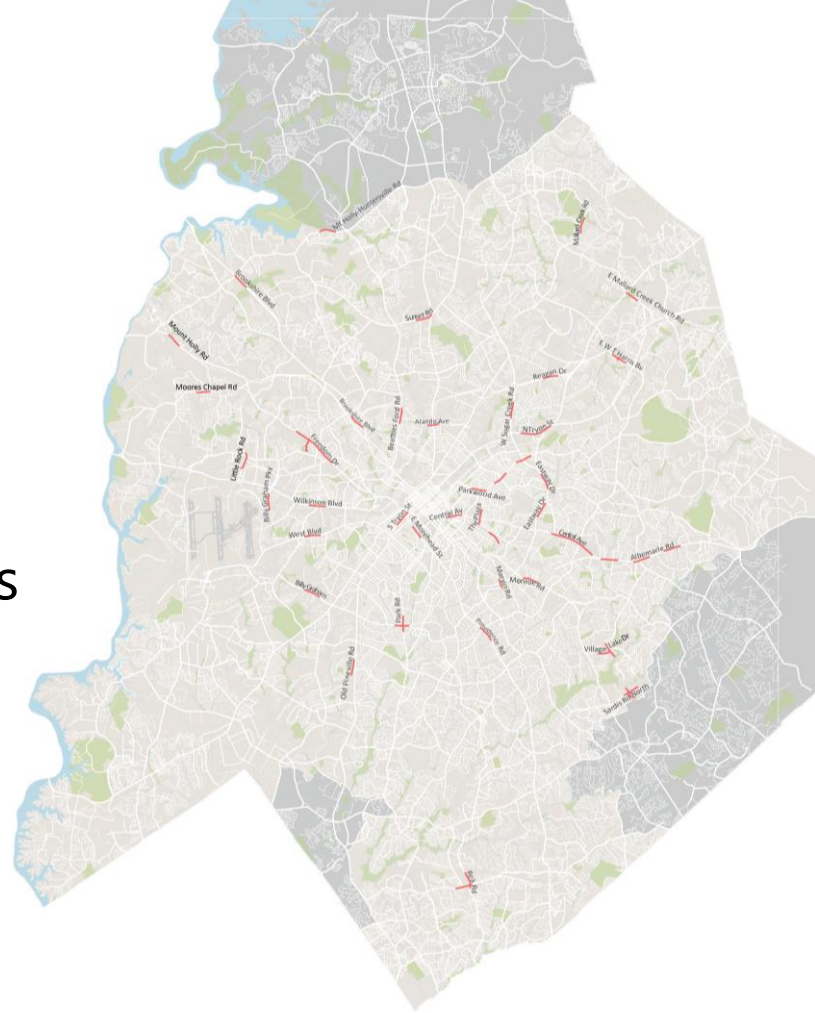


# Action Plan Updates

- High Injury Network Methodology
- Public Engagement Debrief for 2019
- Strategy Table Update
- CMPD Statistics for 2019

# High Injury Network Methodology

- ▶ 10% of all streets in Charlotte make up the HIN
- ▶ Current methodology – crashes roll off after 5 years
- ▶ Potential change – Taper off – Reduce KSI Score by 20% for 5 years





# Strategy Table Update – Highlights

- ▶ Constructed 43 pedestrian crossings
- ▶ Began construction of permanent protected bike lanes on The Plaza from Central to Parkwood.
- ▶ Installed 5<sup>th</sup>/6<sup>th</sup> Street cycle track with interim vertical elements for pilot operation
- ▶ Installed 4 Leading Pedestrian Interval Plus (LPI+) treatments at heavy right turn locations
- ▶ Reduce speed limits on 181 local streets to 25 mph where requested for traffic calming

# Strategy Table Update – Highlights

- ▶ Identified and prioritized 51 segments (phase 1) and 42 segments (phase 2) lighting improvements along HIN
- ▶ Conducted 50 enforcement events on HIN
- ▶ CMPD continues to report Vision Zero statistics at division safety meetings and quarterly staff CMPD meetings
- ▶ Attended 18 events to share messaging about Vision Zero
- ▶ Recurring social media presence regarding Vision Zero safety messaging
- ▶ Published HIN crash data on the City Open Data Portal
- ▶ Piloted underguard protection a CDOT fuel truck



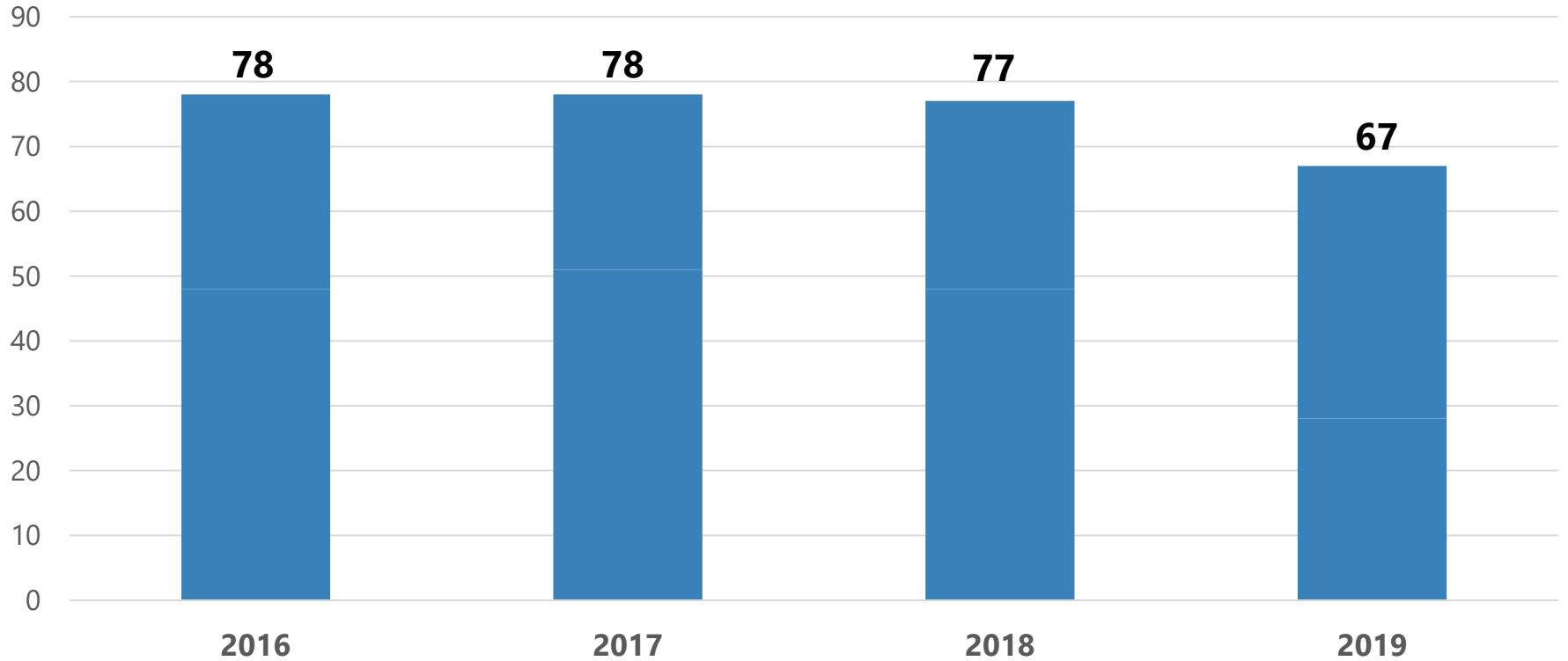
# **CMPD 2019 Vision Zero Enforcement Operations**

- ▶ **50 High Injury Networks (HINs) Identified by CDOT**
- ▶ **Joint Enforcement Operations Conducted in All 50 HINs**
  
- ▶ **50 Speeding Operations**
  - ▶ **1854 Speeding Violations**
  - ▶ **2785 Total Charges**
  
- ▶ **10 Seatbelt Operations**
  - ▶ **171 Seatbelt Violations**
  - ▶ **348 Total Charges**
  
- ▶ **23 DWI Operations**
  - ▶ **46 DWI Charges**
  - ▶ **2279 Total Charges**

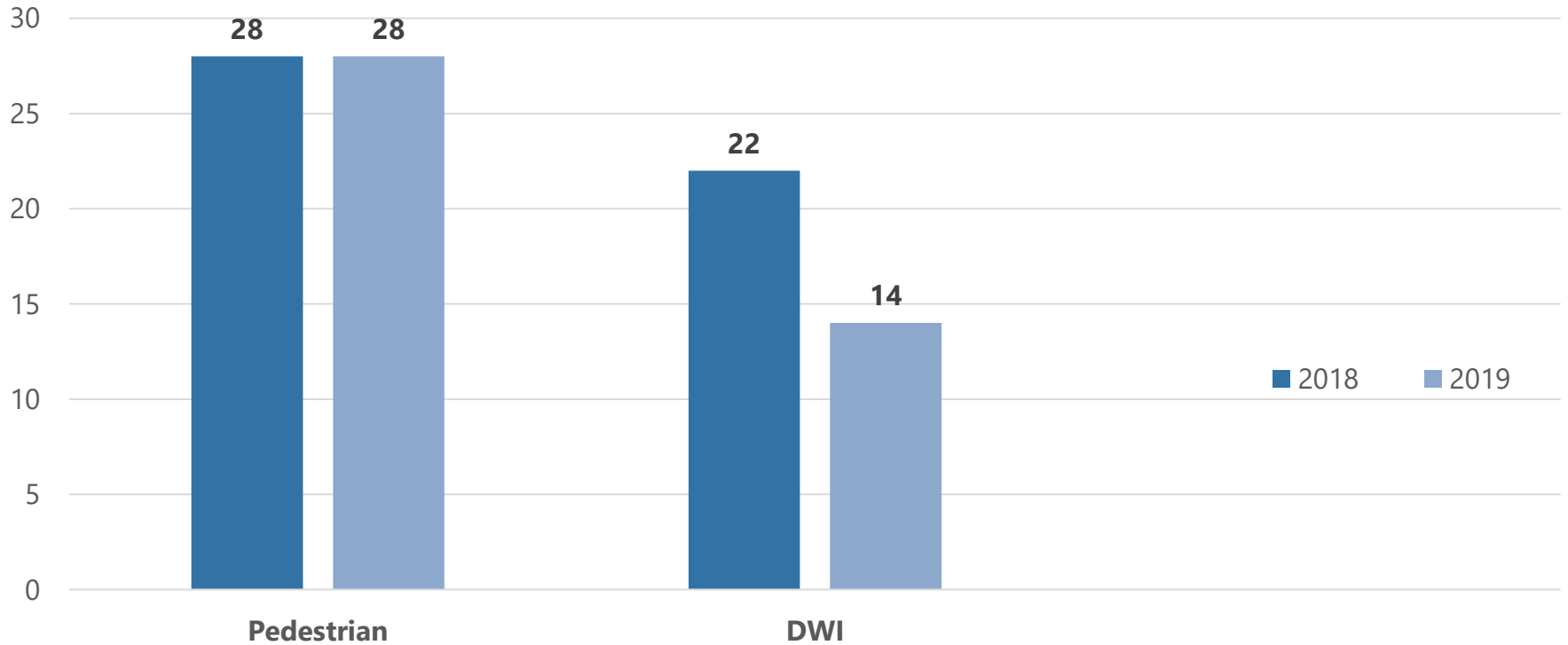
# CMPD 2019 Vision Zero Educational Campaigns

- ▶ **30** High School, College and Community Presentations
- ▶ **7** Watch for Me NC Events
- ▶ **12** Victim Impact Panels
- ▶ **25** Child Passenger Safety Events

# Fatalities



# Other Fatality Trends YTD



\*\*\*2019 DWI Fatality results not final. Detectives are waiting on several case toxicology reports.\*\*\*

**BREAK!!!!**



## Committee Discussion

- Technical Advisory Committee (Analyze the Data)
- Public Engagement Committee (Shape Community Culture of Safety)
- Equity Committee
- Evaluate Policy and Legislation

## Items Available – Vision Zero Safety Toolkit

- ▶ Action Plan Summary
- ▶ Watch For Me NC Materials
- ▶ Rack Cards
- ▶ Presentations
- ▶ Street Team Safety Vests
- ▶ Social Media Infographics



## Vision Zero & Social Media

Connect to us on Social Media

Facebook: @CLTtransportation

Twitter: @CharlotteDOT

Hashtag: #VisionZeroCLT



# Next Steps

- Don't forget to e-mail [CLTVisionZero@charlottenc.gov](mailto:CLTVisionZero@charlottenc.gov) with your event calendar invites



# Questions?



**Angela M. Berry, P.E.**  
aberry@charlottenc.gov

**Elizabeth Sanborn**  
elizabeth.sanborn@charlottenc.gov

**Sierra Bratton**  
sierra.bratton@charlottenc.gov