

VISION 
ZER 
SAFER STREETS FOR CHARLOTTE

Vision Zero Task Force Meeting #1 | June 13, 2018

Presentation

- ▶ What is Vision Zero
- ▶ Why Vision Zero
- ▶ Vision Zero in other cities
- ▶ Vision Zero Safety Umbrella

What is Vision Zero?

- ▶ Vision Zero started in Sweden in 1997 as a national policy to address public health crisis
- ▶ Since the start of Vision Zero, traffic deaths have dropped by 30% in Sweden



“Injury reduction strategy,
Not a crash reduction strategy”

17th Largest City

That's a lot of people

6th Largest Airport

And a lot of trips by plane

64th in Transit Trips



And transit trips by resident (ranked out of 209 urban areas)




15th Motorist Fatalities

18th Pedestrian Fatalities

Why Vision Zero in Charlotte?



**TRANSPORTATION
ACTION PLAN**
ADOPTED FEBRUARY 27, 2017



**2017 Traffic Safety
Annual Report**

Why Vision Zero in Charlotte?



71 crashes resulted in **74 fatalities** on our streets in 2017. This is the 3rd consecutive increase in annual fatalities.

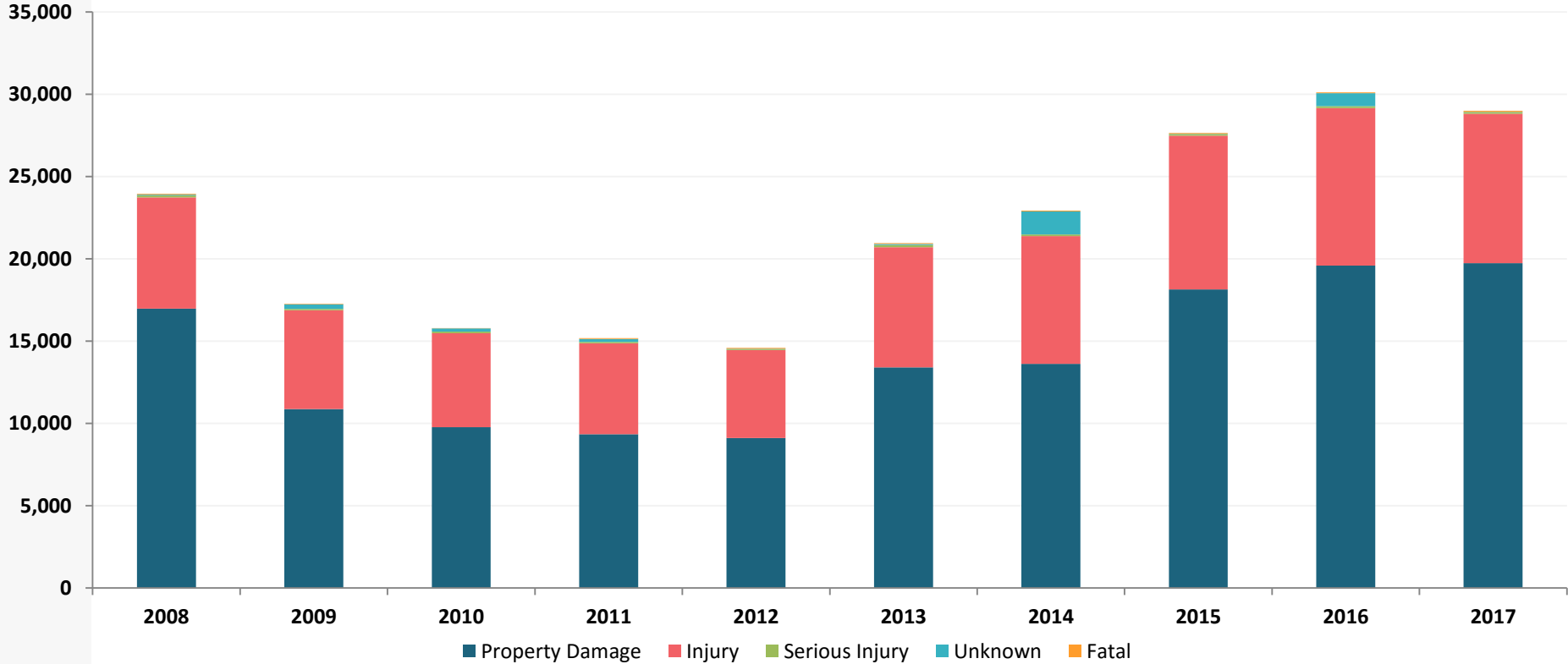


27 pedestrians were killed on our streets in 2017.



People walking and bicycling are involved in **< 3% of all crashes** but account for nearly **44% of all traffic deaths**.

Total Annual Crashes



Contributing Circumstances of Fatal Crashes



Speeding

28 fatal crashes on streets involved speeding



Seatbelt Use

23 people were not wearing their seatbelt



Impairment

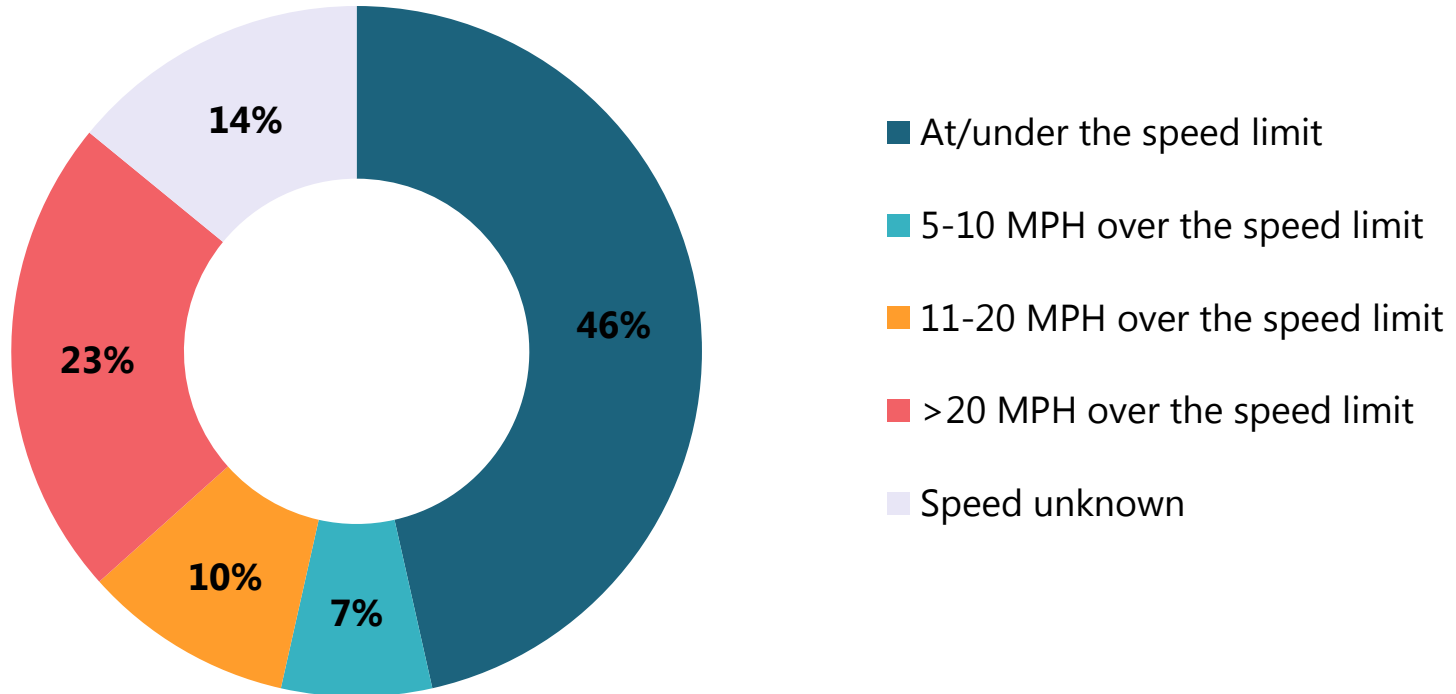
18 people were impaired while operating the vehicle or suspected of impairment



Reckless Driving

24 people were operating the vehicle in an unsafe manner

Speed Matters in Fatal Crashes



When a pedestrian is hit by a vehicle travelling at:



9 out of 10 pedestrians survive



5 out of 10 pedestrians survive



Only 1 out of 10 pedestrians survive

Vision Zero in Other Cities





Vision Zero in Other Cities

- ✓ Lowering Speed Limits
- ✓ High Injury Network
- ✓ Public Engagement
- ✓ Equity



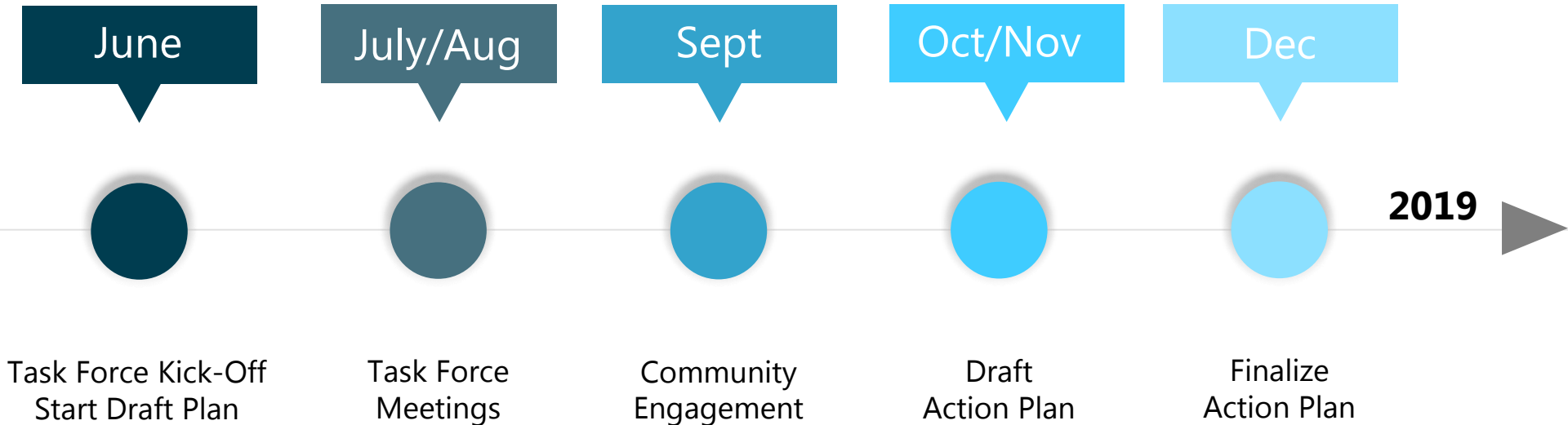
**What does equity mean within
Vision Zero?**

Charlotte's Vision Zero Safety Umbrella



Vision Zero Budget – \$2,000,000

2018 Vision Zero Action Plan Timeline

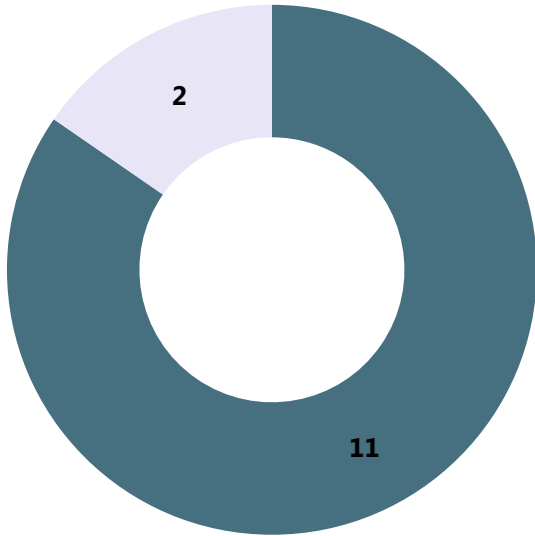


Remainder of Meeting

- ▶ Survey Results + Prize
- ▶ Group Exercise #1
- ▶ Group Exercise #2
- ▶ Group Exercise #3
- ▶ Next Steps
- ▶ Adjourn at 3:30pm

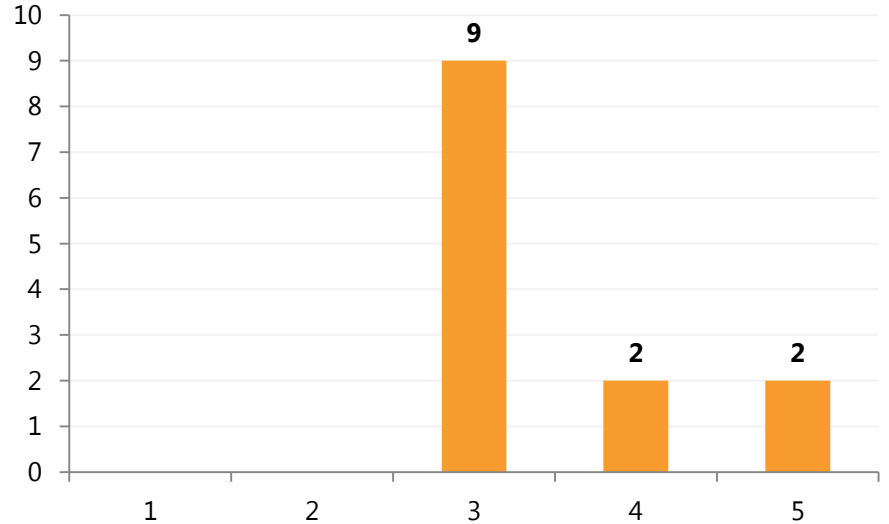
Survey Results

What is your primary mode of travel?

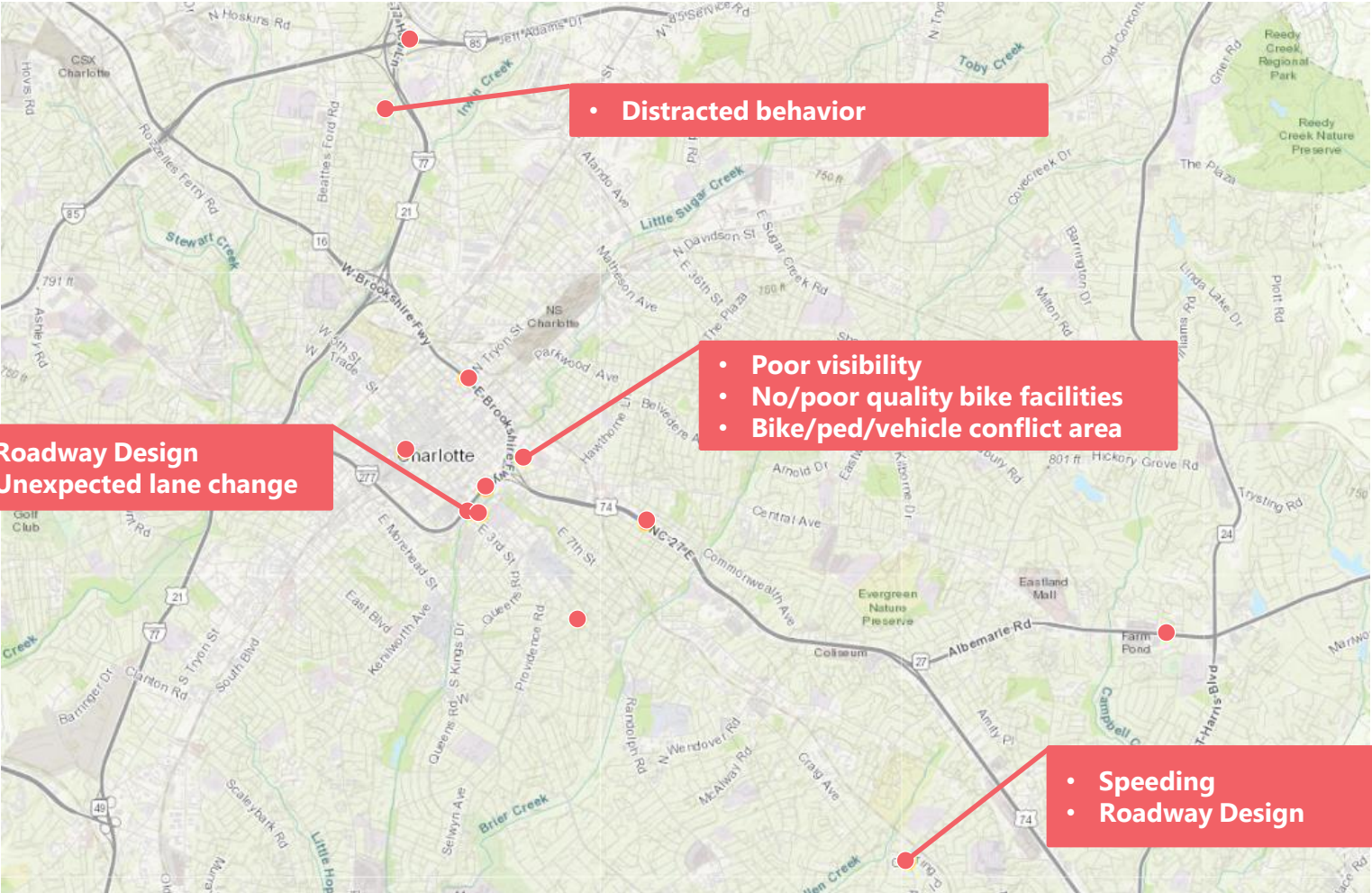


■ Drive or ride in a personal vehicle ■ Ride a bike

How safe do you feel traveling?



I do not feel safe ←————→ **I feel very safe**



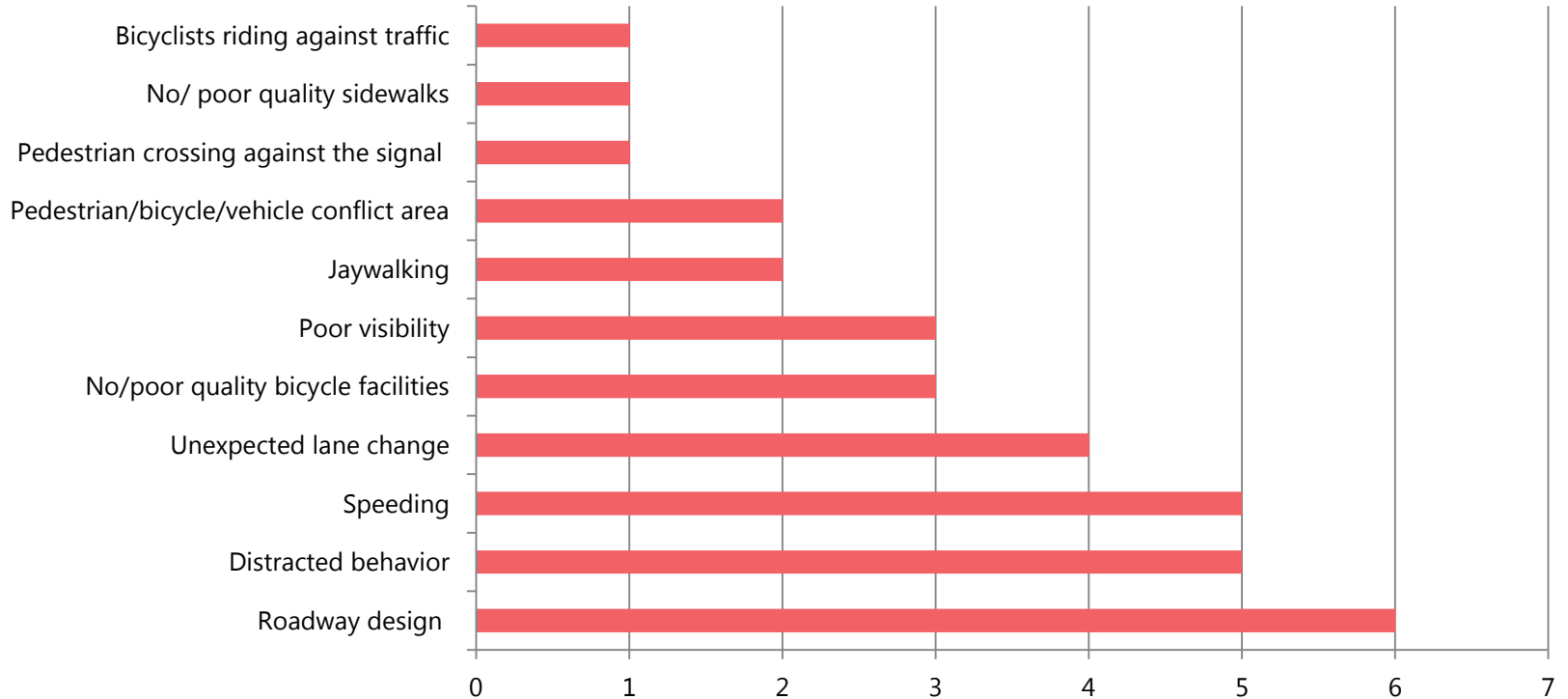
• **Distracted behavior**

• **Poor visibility**
• **No/poor quality bike facilities**
• **Bike/ped/vehicle conflict area**

• **Roadway Design**
• **Unexpected lane change**

• **Speeding**
• **Roadway Design**

Why do you feel unsafe at this location?





Ask of the Task Force

1. Develop the Action Plan
2. Carry the message
3. Assist with Public Engagement
4. Participate in Committees

Group Exercise #1

Concerns | Opportunities | Needs | What else

Who is in the room?

Group Exercise #2

Who are we missing? What are we missing?

Group Exercise #3

Committee Ideas?



Ask of the Task Force

1. Develop the Action Plan
2. Carry the message
3. Assist with Public Engagement
4. Participate in Committees

Thank You!

Angela M. Berry, P.E.
aberry@charlottenc.gov