

July 1, 1976
Resolutions Book 11 - Page 468

A RESOLUTION OF THE CITY COUNCIL OF THE CITY OF CHARLOTTE
AUTHORIZING THE MAYOR TO SIGN A PETITION ON BEHALF OF THE
CITY TO ANNEX A PIECE OF PROPERTY CONSISTING OF 158.76 ACRES
AND LOCATED AT THE INTERSECTION OF BEAM AND SHOPTON ROADS.

WHEREAS, the City of Charlotte is the sole owner of a piece of property consisting of 158.76 acres and located at the intersection of Beam and Shopton Roads; and

WHEREAS, the Police and Fire Training Academy is situated on the said property; and


WHEREAS, the said property is contiguous with the existing city limits; and

WHEREAS, the City Council is desirous of having the said property included within the municipal boundaries of the City of Charlotte.

NOW, THEREFORE, BE IT RESOLVED that the City Council of the City of Charlotte, in regular session duly assembled, does hereby authorize the Mayor to sign a petition on behalf of the City to annex a piece of property consisting of 158.76 acres and located at the intersection of Beam and Shopton Roads.

This the 1st day of July, 1976.

Approved as to form:


City Attorney

CERTIFICATION

I, Ruth Armstrong, City Clerk of the City of Charlotte, North Carolina, do hereby certify that the foregoing is a true and exact copy of a Resolution adopted by the City Council of the City of Charlotte, North Carolina, in regular session convened on the 1st day of July, 1976, the reference having been made in Minute Book 63, page _____, and recorded in full in Resolutions Book 11, page 468.

WITNESS my hand and the corporate seal of the City of Charlotte, North Carolina, this the 2nd day of July, 1976.

Ruth Armstrong, City Clerk

July 1, 1976
Resolutions Book 11 - Page 469

RESOLUTION AMENDING THE PAY PLAN,
THE EMPLOYEE GROUP INSURANCE PLAN, AND THE
PERSONNEL RULES AND REGULATIONS OF
THE CITY OF CHARLOTTE

BE IT RESOLVED by the City Council of the City of Charlotte, North Carolina,
that:

- (1) The Pay Plan heretofore adopted by the City Council to become effective October 1, 1960, as subsequently amended, is hereby further amended as follows, to become effective July 7, 1976:

Schedule IV "Pay Range Assignment of Classes," is amended in the following manner:

- a. The following classes are deleted:

Class Title	Class No.	Pay Range	Pay Steps
Airport Manager	316	32	A-F
Assistant Airport Manager- Operations	318	24	A-F
Automotive Service Assistant	116	5	C-F
Budget Supervisor	360	26	A-F
Buildings Maintenance Superintendent	126	23	A-F
Documentation Supervisor	409	18	A-F
Keypunch Operator II	050	7	A-F
Neighborhood Centers Director	462	27	A-F
Painter	180	11	C-F
Program Development Coordinator	489	21	A-F
Program Operations Coordinator	491	21	A-F
Public Service and Information Director	496	26	A-F
Sewerage System Engineer	538	26	A-F

July 1, 1976

Resolutions Book II - Page 470

- b. The following classes are added and assigned Pay Range and Pay Steps as indicated:

Class Title	Class No.	Pay Range	Pay Steps
Airport Manager	316	33	A-F
Assistant Airport Manager- Operations	318	25	A-F
Assistant Wastewater Collection Superintendent	345	23	A-F
Automotive Service Assistant I	116	5	C-F
Automotive Service Assistant II	117	6	C-F
Budget Supervisor	360	27	A-F
Buildings Maintenance Superintendent	126	25	A-F
Data Base Supervisor	403	22	A-F
Electrician Helper	137		
Keypunch Operator II	050	11	A-F
Landscape Maintenance Supervisor	169	16	A-F
Neighborhood Centers Director	462	28	A-F
Painter	180	10	C-F
Police Range Master	705	18	A-F
Program Development Coordinator	489	22	A-F
Program Operations Coordinator	491	22	A-F
Programming Supervisor	493	22	A-F
Public Service and Information Director	496	28	A-F
Security Service Assistant	195	6	C-F
Social Services Contract Monitor	543	16	A-F
Technical Support Supervisor	561	22	A-F
Traffic Controls Maintenance Assistant	207	7	C-F
Wastewater Collection Superintendent	573	26	A-F

- c. Positions classified as School Crossing Guards, Class No. 714 shall be paid at the rate of \$6.00 per day for each full school day worked, in addition to designated school holidays, designated teachers' professional days, and designated leave days, but excluding other days not worked;

- (2) The Pay Plan heretofore adopted by the City Council to become effective October 1, 1960, as subsequently amended, be hereby further amended by adoption in entirety the attached Pay Plan, to become effective December 1, 1976, so as to provide a five percent pay increase for all City employees except as indicated in sub-sections (a), (b), and (c) of Section 1 of this resolution ;

BE IT FURTHER RESOLVED that:

- (3) The City of Charlotte continue to pay the entire premium for employee coverage under the group medical insurance plan and also pay \$20.51 of the \$29.12 monthly premium rate for each employee electing to carry dependent coverage under the group medical insurance plan, effective July 1, 1976;

BE IT FURTHER RESOLVED that:

- (4) The Personnel Rules and Regulations heretofore adopted by the City Council to be effective October 6, 1969, as subsequently amended, are hereby further amended as follows, to become effective July 1, 1976 :

- a. Rule IV, Section 1, is hereby amended by the deletion of the second and third paragraphs in entirety and the substitution in lieu thereof the following:

"Vacation leave may be taken as earned subject to the approval of the department head. No employee shall take more than twenty consecutive days of leave except with the approval of the City Manager. Earned vacation leave shall not be taken by employees with fewer than six months of continuous service. An employee resigning from the City's service shall be compensated for vacation leave accumulated to the day of separation provided he has

completed six or more months continuous service and provided he has submitted notice to his immediate superior at least one week in advance of the effective date of resignation. An employee who is involuntarily separated from the City's service shall be compensated for vacation leave accumulated to the date of separation."

- b. Rule IV, Section 6 is further amended by the addition of the following paragraph to be inserted between the existing first and second paragraphs:

"Employees required to work shift schedules in 24 hour per day, seven days per week operations shall not receive holidays in accordance with the above schedule but in lieu thereof will earn vacation leave at the rate of 5/6 of a workday for each full month of service. Vacation leave so earned may be taken as provided in Section 1 of this Rule and may be accumulated to a maximum of twenty days in excess of that provided in Section 1 of this Rule."


BE IT FURTHER RESOLVED that:

- (5) The fixed individual expense allowance for City Council members be increased from \$75 per month to \$100 per month, to become effective upon adoption.

ADOPTED this 1st day of July, 1976.

Read, approved and adopted by the City Council of the City of Charlotte, North Carolina, in regular session convened on the 1st day of July, 1976, and the reference having been made in Minute Book 63, and is recorded in full in Resolutions Book 11, at page 469-472.

APPROVED AS TO FORM:



City Attorney

Ruth Armstrong
City Clerk

July 1, 1976
Resolutions Book 11 - Page 473

PAY PLAN

CITY OF CHARLOTTE, NORTH CAROLINA

Effective December 1, 1976

As adopted by resolution
of the City Council

PERSONNEL DEPARTMENT

WAGE CONVERSION TABLE

<u>Weekly</u>	<u>Monthly</u>	<u>Annual</u>	<u>Daily</u>	<u>Hourly</u>
108.12	469	5,622	21.60	2.70
113.52	492	5,903	22.72	2.84
119.19	517	6,198	23.84	2.98
125.15	542	6,508	25.04	3.13
131.40	569	6,833	26.32	3.29
137.98	598	7,175	27.60	3.45
144.88	628	7,534	28.96	3.62
152.13	659	7,911	30.40	3.80
159.75	692	8,307	31.92	3.99
167.73	727	8,722	33.52	4.19
176.12	763	9,158	35.20	4.40
184.92	801	9,616	36.96	4.62
194.17	841	10,097	38.80	4.85
203.88	884	10,602	40.80	5.10
214.08	928	11,132	42.80	5.35
224.79	974	11,689	44.96	5.62
236.02	1,023	12,273	47.20	5.90
247.83	1,074	12,887	49.60	6.20
260.21	1,128	13,531	52.08	6.51
273.23	1,184	14,208	54.64	6.83
286.88	1,243	14,918	57.36	7.17
301.23	1,305	15,664	60.24	7.53
316.29	1,371	16,447	63.28	7.91
332.10	1,439	17,269	66.40	8.30
348.69	1,511	18,132	69.76	8.72
366.13	1,587	19,039	73.20	9.15
384.44	1,666	19,991	76.88	9.61
403.67	1,749	20,991	80.72	10.09
423.87	1,837	22,041	84.80	10.60
445.06	1,929	23,143	89.04	11.13
467.31	2,025	24,300	93.44	11.68
490.67	2,126	25,515	98.16	12.27
515.21	2,233	26,791	103.04	12.88
540.98	2,344	28,131	108.16	13.52
568.04	2,462	29,538	113.60	14.20
596.44	2,585	31,015	119.28	14.91
626.27	2,714	32,566	125.28	15.66
657.58	2,850	34,194	131.52	16.44
690.46	2,992	35,904	138.08	17.26

July 1, 1976
 Resolutions Book 11 - Page 475

SCHEDULE I

PAY RANGES IN WEEKLY AND ANNUAL AMOUNTS

Pay Range No.	Annual Rate for Step A	Min. A	Intermediate Steps				Max. F	Annual Rate for Step F	Pay Range No.
			B	C	D	E			
1	5,354	102.96	108.12	113.52	119.19	125.15	131.40	6,833	1
2	5,622	108.12	113.52	119.19	125.15	131.40	137.98	7,175	2
3	5,903	113.52	119.19	125.15	131.40	137.98	144.88	7,534	3
4	6,198	119.19	125.15	131.40	137.98	144.88	152.13	7,911	4
5	6,508	125.15	131.40	137.98	144.88	152.13	159.75	8,307	5
6	6,833	131.40	137.98	144.88	152.13	159.75	167.73	8,722	6
7	7,175	137.98	144.88	152.13	159.75	167.73	176.12	9,158	7
8	7,534	144.88	152.13	159.75	167.73	176.12	184.92	9,616	8
9	7,911	152.13	159.75	167.73	176.12	184.92	194.17	10,097	9
10	8,307	159.75	167.73	176.12	184.92	194.17	203.88	10,602	10
11	8,722	167.73	176.12	184.92	194.17	203.88	214.08	11,132	11
12	9,158	176.12	184.92	194.17	203.88	214.08	224.79	11,689	12
13	9,616	184.92	194.17	203.88	214.08	224.79	236.02	12,273	13
14	10,097	194.17	203.88	214.08	224.79	236.02	247.83	12,887	14
15	10,602	203.88	214.08	224.79	236.02	247.83	260.21	13,531	15
16	11,132	214.08	224.79	236.02	247.83	260.21	273.23	14,208	16
17	11,689	224.79	236.02	247.83	260.21	273.23	286.88	14,918	17
18	12,273	236.02	247.83	260.21	273.23	286.88	301.23	15,664	18
19	12,887	247.83	260.21	273.23	286.88	301.23	316.29	16,447	19
20	13,531	260.21	273.23	286.88	301.23	316.29	332.10	17,269	20
21	14,208	273.23	286.88	301.23	316.29	332.10	348.69	18,132	21
22	14,918	286.88	301.23	316.29	332.10	348.69	366.13	19,039	22
23	15,664	301.23	316.29	332.10	348.69	366.13	384.44	19,991	23
24	16,447	316.29	332.10	348.69	366.13	384.44	403.67	20,991	24
25	17,269	332.10	348.69	366.13	384.44	403.67	423.87	22,041	25
26	18,132	348.69	366.13	384.44	403.67	423.87	445.06	23,143	26
27	19,039	366.13	384.44	403.67	423.87	445.06	467.31	24,300	27
28	19,991	384.44	403.67	423.87	445.06	467.31	490.67	25,515	28
29	20,991	403.67	423.87	445.06	467.31	490.67	515.21	26,791	29
30	22,041	423.87	445.06	467.31	490.67	515.21	540.98	28,131	30
31	23,143	445.06	467.31	490.67	515.21	540.98	568.04	29,538	31
32	24,300	467.31	490.67	515.21	540.98	568.04	596.44	31,015	32
33	25,515	490.67	515.21	540.98	568.04	596.44	626.27	32,566	33
34	26,791	515.21	540.98	568.04	596.44	626.27	657.58	34,194	34
35	28,131	540.98	568.04	596.44	626.27	657.58	690.46	35,904	35

July 1, 1976
Resolutions Book 11 - Page 476

SCHEDULE II

PAY RANGES IN MONTHLY EQUIVALENTS

Pay Range No.	Min. A	Intermediate Steps					Max. F	Pay Range No.
		B	C	D	E			
1	446	469	492	517	542	569	1	
2	469	492	517	542	569	598	2	
3	492	517	542	569	598	628	3	
4	517	542	569	598	628	659	4	
5	542	569	598	628	659	692	5	
6	569	598	628	659	692	727	6	
7	598	628	659	692	727	763	7	
8	628	659	692	727	763	801	8	
9	659	692	727	763	801	841	9	
10	692	727	763	801	841	884	10	
11	727	763	801	841	884	928	11	
12	763	801	841	884	928	974	12	
13	801	841	884	928	974	1,023	13	
14	841	884	928	974	1,023	1,074	14	
15	884	928	974	1,023	1,074	1,128	15	
16	928	974	1,023	1,074	1,128	1,184	16	
17	974	1,023	1,074	1,128	1,184	1,243	17	
18	1,023	1,074	1,128	1,184	1,243	1,305	18	
19	1,074	1,128	1,184	1,243	1,305	1,371	19	
20	1,128	1,184	1,243	1,305	1,371	1,439	20	
21	1,184	1,243	1,305	1,371	1,439	1,511	21	
22	1,243	1,305	1,371	1,439	1,511	1,587	22	
23	1,305	1,371	1,439	1,511	1,587	1,666	23	
24	1,371	1,439	1,511	1,587	1,666	1,749	24	
25	1,439	1,511	1,587	1,666	1,749	1,837	25	
26	1,511	1,587	1,666	1,749	1,837	1,929	26	
27	1,587	1,666	1,749	1,837	1,929	2,025	27	
28	1,666	1,749	1,837	1,929	2,025	2,126	28	
29	1,749	1,837	1,929	2,025	2,126	2,233	29	
30	1,837	1,929	2,025	2,126	2,233	2,344	30	
31	1,929	2,025	2,126	2,233	2,344	2,462	31	
32	2,025	2,126	2,233	2,344	2,462	2,585	32	
33	2,126	2,233	2,344	2,462	2,585	2,714	33	
34	2,233	2,344	2,462	2,585	2,714	2,850	34	
35	2,344	2,462	2,585	2,714	2,850	2,992	35	

July 1, 1976
Resolutions Book 11 - Page 477

SCHEDULE III

PAY RANGES IN ANNUAL EQUIVALENTS

Pay Range No.	Min.	Intermediate Steps					Max.	Pay Range No.
	A	B	C	D	E	F		
1	5,354	5,622	5,903	6,198	6,508	6,833	7,175	1
2	5,622	5,903	6,198	6,508	6,833	7,175	7,534	2
3	5,903	6,198	6,508	6,833	7,175	7,534	7,911	3
4	6,198	6,508	6,833	7,175	7,534	7,911	8,307	4
5	6,508	6,833	7,175	7,534	7,911	8,307	8,722	5
6	6,833	7,175	7,534	7,911	8,307	8,722	9,158	6
7	7,175	7,534	7,911	8,307	8,722	9,158	9,616	7
8	7,534	7,911	8,307	8,722	9,158	9,616	10,097	8
9	7,911	8,307	8,722	9,158	9,616	10,097	10,602	9
10	8,307	8,722	9,158	9,616	10,097	10,602	11,132	10
11	8,722	9,158	9,616	10,097	10,602	11,132	11,689	11
12	9,158	9,616	10,097	10,602	11,132	11,689	12,273	12
13	9,616	10,097	10,602	11,132	11,689	12,273	12,887	13
14	10,097	10,602	11,132	11,689	12,273	12,887	13,531	14
15	10,602	11,132	11,689	12,273	12,887	13,531	14,208	15
16	11,132	11,689	12,273	12,887	13,531	14,208	14,918	16
17	11,689	12,273	12,887	13,531	14,208	14,918	15,664	17
18	12,273	12,887	13,531	14,208	14,918	15,664	16,447	18
19	12,887	13,531	14,208	14,918	15,664	16,447	17,269	19
20	13,531	14,208	14,918	15,664	16,447	17,269	18,132	20
21	14,208	14,918	15,664	16,447	17,269	18,132	19,039	21
22	14,918	15,664	16,447	17,269	18,132	19,039	19,991	22
23	15,664	16,447	17,269	18,132	19,039	19,991	20,991	23
24	16,447	17,269	18,132	19,039	19,991	20,991	22,041	24
25	17,269	18,132	19,039	19,991	20,991	22,041	23,143	25
26	18,132	19,039	19,991	20,991	22,041	23,143	24,300	26
27	19,039	19,991	20,991	22,041	23,143	24,300	25,515	27
28	19,991	20,991	22,041	23,143	24,300	25,515	26,791	28
29	20,991	22,041	23,143	24,300	25,515	26,791	28,131	29
30	22,041	23,143	24,300	25,515	26,791	28,131	29,538	30
31	23,143	24,300	25,515	26,791	28,131	29,538	31,015	31
32	24,300	25,515	26,791	28,131	29,538	31,015	32,566	32
33	25,515	26,791	28,131	29,538	31,015	32,566	34,194	33
34	26,791	28,131	29,538	31,015	32,566	34,194	35,904	34
35	28,131	29,538	31,015	32,566	34,194	35,904		35

July 1, 1976
Resolutions Book 11 - Page 478

SCHEDULE IV

PAY RANGE ASSIGNMENT OF CLASSES

Class No.	Class Title	FLSA Status	Pay Range	Weekly Rates of Pay					
				A	B	C	D	E	F
<u>Clerical and Clerical Supervisory</u>									
002	Accounting Clerk	n	11	\$167.73	\$176.12	\$184.92	\$194.17	\$203.88	\$214.08
004	Administrative Secretary	n	11	167.73	176.12	184.92	194.17	203.88	214.08
006	Bookkeeping Machine Operator	n	5	125.15	131.40	137.98	144.88	152.13	159.75
008	Cashier I	n	6	131.40	137.98	144.88	152.13	159.75	167.73
010	Cashier II	n	8	144.88	152.13	159.75	167.73	176.12	184.92
014	Clerk I	n	2	108.12	113.52	119.19	125.15	131.40	137.98
016	Clerk II	n	5	125.15	131.40	137.98	144.88	152.13	159.75
018	Clerk III	n	8	144.88	152.13	159.75	167.73	176.12	184.92
020	Clerk IV	n	11	167.73	176.12	184.92	194.17	203.88	214.08
022	Clerk-Stenographer I	n	6	131.40	137.98	144.88	152.13	159.75	167.73
024	Clerk-Stenographer II	n	10	159.75	167.73	176.12	184.92	194.17	203.88
026	Clerk-Typist I	n	4	119.19	125.15	131.40	137.98	144.88	152.13
028	Clerk-Typist II	n	6	131.40	137.98	144.88	152.13	159.75	167.73
034	Deputy City Clerk	n	12	176.12	184.92	194.17	203.88	214.08	224.73
046	Duplicating Equipment Operator	n	9	152.13	159.75	167.73	176.12	184.92	194.17
048	Keypunch Operator I	n	5	125.15	131.40	137.98	144.88	152.13	159.75
050	Keypunch Operator II	n	11	167.73	176.12	184.92	194.17	203.88	214.08
052	Legal Stenographer	n	12	176.12	184.92	194.17	203.88	214.08	224.73
054	Print Shop Supervisor	n	12	176.12	184.92	194.17	203.88	214.08	224.73

Class No.	Class Title	FLSA Status	Pay Range	Weekly Rates of Pay					
				A	B	C	D	E	F
056	Storekeeper I	n	9	\$152.13	\$159.75	\$167.73	\$176.12	\$184.92	\$194.17
058	Storekeeper II	n	11	167.73	176.12	184.92	194.17	203.88	214.08
060	Switchboard Operator (Assigned Police Switchboard - two steps in addition to basic salary)	n	4	119.19	125.15	131.40	137.98	144.88	152.13
064	Violations Office Supervisor	n	14	194.17	203.88	214.08	224.79	236.02	247.83
<u>Labor and Trades and Labor and Trades Supervisory</u>									
102	Airport Maintenance Chief	n	16	214.08	224.79	236.02	247.83	260.21	273.23
103	Airport Maintenance Supervisor	e	18	236.02	247.83	260.21	273.23	286.88	301.23
104	Assistant Buildings Maintenance Superintendent	e	16	214.08	224.79	236.02	247.83	260.21	273.23
105	Assistant Cemeteries Supervisor	n	13	184.92	194.17	203.88	214.08	224.79	236.02
106	Assistant Landfill Operations Supervisor	e	20	260.21	273.23	286.88	301.23	316.29	332.10
107	Assistant Sanitation Crew Chief	n	7	-	-	152.13	159.75	167.73	176.12
108	Automotive Body Repair Technician	n	11	-	-	184.92	194.17	203.88	214.08
110	Automotive Mechanic I	n	11	-	-	184.92	194.17	203.88	214.08
112	Automotive Mechanic II	n	13	-	-	203.88	214.08	224.79	236.02
116	Automotive Service Assistant I	n	5	-	-	137.98	144.88	152.13	159.75
117	Automotive Service Assistant II	n	6	-	-	144.88	152.13	159.75	167.73
120	Building Maintenance Assistant I	n	7	-	-	152.13	159.75	167.73	176.12
122	Building Maintenance Assistant II	n	10	-	-	176.12	184.92	194.17	203.88
124	Building Maintenance Supervisor	n	11	167.73	176.12	184.92	194.17	203.88	214.08

July 1, 1976
Resolutions Book 11 - Page 480

Class No.	Class Title	FLSA Status	Pay Range	Weekly Rates of Pay					
				A	B	C	D	E	F
128	Carpenter	n	11	-	-	\$184.92	\$194.17	\$203.88	\$214.08
130	Cemeteries Supervisor	e	18	236.02	247.83	260.21	273.23	286.88	301.23
132	Chief Automotive Mechanic	n	16	214.08	224.79	236.02	247.83	260.21	273.23
133	Custodian	n	1	-	-	113.52	119.19	125.15	131.40
134	Customer Service Technician	n	10	159.75	167.73	176.12	184.92	194.17	203.88
136	Electrician	n	11	-	-	184.92	194.17	203.88	214.08
137	Electrician Helper	n	6	-	-	144.88	152.13	159.75	167.73
138	Electronics Technician I	n	15	-	-	224.79	236.02	247.83	260.21
140	Electronics Technician II	n	17	-	-	247.83	260.21	273.23	286.88
142	Equipment Operator I	n	7	-	-	152.13	159.75	167.73	176.12
144	Equipment Operator II	n	9	-	-	167.73	176.12	184.92	194.17
146	Equipment Operator III	n	11	-	-	184.92	194.17	203.88	214.08
148	Equipment Services Coordinator	n	16	214.08	224.79	236.02	247.83	260.21	273.23
150	Industrial Waste Control Technician I	n	12	176.12	184.92	194.17	203.88	214.08	224.79
152	Industrial Waste Control Technician II	n	15	203.88	214.08	224.79	236.02	247.83	260.21
154	Instrument Technician I	n	15	-	-	224.79	236.02	247.83	260.21
156	Instrument Technician II	e	18	236.02	247.83	260.21	273.23	286.88	301.23
160	Labor Crew Chief I	n	11	167.73	176.12	184.92	194.17	203.88	214.08
162	Labor Crew Chief II	n	14	194.17	203.88	214.08	224.79	236.02	247.83
164	Laborer I	n	4	-	-	131.40	137.98	144.88	152.13
166	Laborer II	n	6	-	-	144.88	152.13	159.75	167.73
168	Landscape Chief	e	19	247.83	260.21	273.23	286.88	301.23	316.29
169	Landscape Maintenance Supervisor	n	16	214.08	224.79	236.02	247.83	260.21	273.23

July 1, 1976
Resolutions Book 11 - Page 481

Class No.	Class Title	FLSA Status	Pay Range	Weekly Rates of Pay					
				A	B	C	D	E	F
170	Maintenance Mechanic	n	11	-	-	\$184.92	\$194.17	\$203.88	\$214.08
172	Mason	n	7	-	-	152.13	159.75	167.73	176.12
174	Meter Reader	n	9	152.13	159.75	167.73	176.12	184.92	194.17
178	Packer Driver	n	8	-	-	159.75	167.73	176.12	184.92
180	Painter	n	10	-	-	176.12	184.92	194.17	203.88
182	Parking Meter Technician I	n	8	-	-	159.75	167.73	176.12	184.92
184	Parking Meter Technician II	n	10	-	-	176.12	184.92	194.17	203.88
185	Pumping Station Operator	n	9	152.13	159.75	167.73	176.12	184.92	194.17
186	Pumping Station Supervisor	n	15	203.88	214.08	224.79	236.02	247.83	260.21
190	Refuse Collection Supervisor	e	19	247.83	260.21	273.23	286.88	301.23	316.29
191	Sanitation Crew Chief	n	10	-	-	176.12	184.92	194.17	203.88
192	Sanitation Crew Member	n	6	-	-	144.88	152.13	159.75	167.73
193	Security Service Assistant	n	6	-	-	144.88	152.13	159.75	167.73
194	Service Dispatcher	n	11	167.73	176.12	184.92	194.17	203.88	214.08
195	Sewerage Systems Supervisor	e	19	247.83	260.21	273.23	286.88	301.23	316.29
196	Sign Fabricator I	n	8	-	-	159.75	167.73	176.12	184.92
198	Sign Fabricator II	n	10	-	-	176.12	184.92	194.17	203.88
200	Small Motor Repair Technician	n	7	-	-	152.13	159.75	167.73	176.12
202	Street Cleaning Supervisor	e	17	224.79	236.02	247.83	260.21	273.23	286.88
204	Streets Supervisor	e	19	247.83	260.21	273.23	286.88	301.23	316.29
206	Traffic Controls Chief	e	18	236.02	247.83	260.21	273.23	286.88	301.23
207	Traffic Controls Maintenance Assistant	n	7	-	-	152.13	159.75	167.73	176.12
210	Traffic Signal Construction Chief	n	16	214.08	224.79	236.02	247.83	260.21	273.23
217	Traffic Signal Technician	n	15	-	-	224.79	236.02	247.83	260.21

July 1, 1976
Resolutions Book 11 - Page 482

Class No.	Class Title	FLSA Status	Pay Range	Weekly Rates of Pay					
				A	B	C	D	E	F
213	Treatment Plant Operator	n	11	\$167.73	\$176.12	\$184.92	\$194.17	\$203.88	\$214.08
214	Treatment Plant Supervisor	e	19	247.83	260.21	273.23	286.88	301.23	316.29
217	Tree Maintenance Supervisor	n	16	214.08	224.79	236.02	247.83	260.21	273.23
218	Tree Trimmer	n	9	-	-	167.73	176.12	184.92	194.17
221	Utility Cuts Repair Chief	e	16	214.08	224.79	236.02	247.83	260.21	273.23
224	Water Distribution Supervisor	e	19	247.83	260.21	273.23	286.88	301.23	316.29
226	Water Meter Repair Technician	n	8	-	-	159.75	167.73	176.12	184.92
228	Water Service Technician	n	8	144.88	152.13	159.75	167.73	176.12	184.92
230	Welder	n	11	-	-	184.92	194.17	203.88	214.08
<u>Administrative, Professional, and Technical</u>									
302	Accountant I	n	18	236.02	247.83	260.21	273.23	286.88	301.23
304	Accountant II	e	20	260.21	273.23	286.88	301.23	316.29	332.10
306	Accountant III	e	22	286.88	301.23	316.29	332.10	348.69	366.13
308	Accountant IV	e	24	316.29	332.10	348.69	366.13	384.44	403.67
310	Administrative Assistant I	e	20	260.21	273.23	286.88	301.23	316.29	332.10
312	Administrative Assistant II	ee	26	348.69	366.13	384.44	403.67	423.87	445.06
314	Advance Planning Supervisor	ee	26	348.69	366.13	384.44	403.67	423.87	445.06
316	Airport Manager	ee	33	490.67	515.21	540.98	568.04	596.44	626.27
317	Arborist	e	21	273.23	286.88	301.23	316.29	332.10	348.69
318	Assistant Airport Manager- Operations (Housing Provided)	ee	25	332.10	348.69	366.13	384.44	403.67	423.87

July 1, 1976

Resolutions Book 11 - Page 483

Class No.	Class Title	FLSA Status	Pay Range	Weekly Rates of Pay					
				A	B	C	D	E	F
320	Assistant Airport Manager- Properties	ee	23	\$301.23	\$316.29	\$332.10	\$348.69	\$366.13	\$384.44
322	Assistant City Attorney I	e	21	273.23	286.88	301.23	316.29	332.10	348.69
324	Assistant City Attorney II	e	26	348.69	366.13	384.44	403.67	423.87	445.06
326	Assistant City Manager	ee	32	467.31	490.67	515.21	540.98	568.04	596.44
328	Assistant City Manager	ee	30	423.87	445.06	467.31	490.67	515.21	540.98
329	Assistant City Treasurer	ee	24	316.29	332.10	348.69	366.13	384.44	403.67
330	Assistant Community Development Director	ee	28	384.44	403.67	423.87	445.06	467.31	490.67
331	Assistant Director of Community Relations Committee	e	21	273.23	286.88	301.23	316.29	332.10	348.69
332	Assistant Director of Utilities	ee	31	445.06	467.31	490.67	515.21	540.98	568.04
333	Assistant Finance Director	ee	31	445.06	467.31	490.67	515.21	540.98	568.04
335	Assistant Neighborhood Centers Director	e	22	286.88	301.23	316.29	332.10	348.69	366.13
338	Assistant Public Works Director	ee	31	445.06	467.31	490.67	515.21	540.98	568.04
340	Assistant Radio Engineer	e	20	260.21	273.23	286.88	301.23	316.29	332.10
342	Assistant Rehabilitation Loan Agent	n	14	194.17	203.88	214.08	224.79	236.02	247.83
344	Assistant Social Service Supervisor	e	19	247.83	260.21	273.23	286.88	301.23	316.29
345	Assistant Wastewater Collection Superintendent	e	23	301.23	316.29	332.10	348.69	366.13	384.44
346	Assistant Water Distribution Superintendent	e	21	273.23	286.88	301.23	316.29	332.10	348.69
347	Assistant to the Airport Manager	e	21	273.23	286.88	301.23	316.29	332.10	348.69
348	Assistant to the City Manager	ee	26	348.69	366.13	384.44	403.67	423.87	445.06

July 1, 1976
Resolutions Book II - Page 484

Class No.	Class Title	FLSA Status	Pay Range	Weekly Rates of Pay					
				A	B	C	D	E	F
50	Assistant to the Community Development Director	e	18	\$236.02	\$247.83	\$260.21	\$273.23	\$286.88	\$301.23
54	Budget Analyst I	n	14	194.17	203.88	214.08	224.79	236.02	247.33
56	Budget Analyst II	e	20	260.21	273.23	286.88	301.23	316.29	332.10
58	Budget and Evaluation Director	ee	30	423.87	445.06	467.31	490.67	515.21	540.98
60	Budget Supervisor	ee	27	366.13	384.44	403.67	423.87	445.06	467.31
61	Buildings Maintenance Superintendent	ee	25	332.10	348.69	366.13	384.44	403.67	423.87
62	Chemist	e	19	247.83	260.21	273.23	286.88	301.23	316.29
64	Chief Accountant	ee	27	366.13	384.44	403.67	423.87	445.06	467.31
66	Chief Engineer-Utilities, Engineering and Planning	ee	27	366.13	384.44	403.67	423.87	445.06	467.31
68	Chief Engineering Aide	e	21	273.23	286.88	301.23	316.29	332.10	348.69
70	Chief of Operations-Water and Wastewater Distribution and Collection	ee	28	384.44	403.67	423.87	445.06	467.31	490.67
72	Chief of Operations-Water and Wastewater. Pumping and Treatment	ee	28	384.44	403.67	423.87	445.06	467.31	490.67
74	Chief Real Estate Agent	ee	23	301.23	316.29	332.10	348.69	366.13	384.44
78	City Attorney	ee	34	515.21	540.98	568.04	596.44	626.27	657.58
79	City Clerk	ee	20	260.21	273.23	286.88	301.23	316.29	332.10
80	City Engineer	ee	30	423.87	445.06	467.31	490.67	515.21	540.98
82	City Treasurer	ee	26	348.69	366.13	384.44	403.67	423.87	445.06
84	Civil Engineer I	e	19	247.83	260.21	273.23	286.88	301.23	316.29
86	Civil Engineer II	e	23	301.23	316.29	332.10	348.69	366.13	384.44
88	Civil Engineer III	e	26	348.69	366.13	384.44	403.67	423.87	445.06
89	Community Development Designer I	e	19	247.83	260.21	273.23	286.88	301.23	316.29

July 1, 1976
Resolutions Book 11 - Page 485

Class No.	Class Title	FLSA Status	Pay Range	Weekly Rates of Pay					
				A	B	C	D	E	F
390	Community Development Designer II	e	24	\$316.29	\$332.10	\$348.69	\$366.13	\$384.44	\$403.67
391	Community Development Director	ee	33	490.67	515.21	540.98	568.04	596.44	626.27
392	Community Relations Caseworker	n	7	137.98	144.88	152.13	159.75	167.73	176.12
393	Community Relations Research Analyst	e	20	260.21	273.23	286.88	301.23	316.29	332.10
394	Computer Operator I	n	9	152.13	159.75	167.73	176.12	184.92	194.17
395	Computer Operator II	n	13	184.92	194.17	203.88	214.08	224.79	236.02
396	Computer Operator III	e	16	214.08	224.79	236.02	247.83	260.21	273.23
397	Computer Programmer I	n	15	203.88	214.08	224.79	236.02	247.83	260.21
398	Computer Programmer II	n	18	236.02	247.83	260.21	273.23	286.88	301.23
399	Computer Programmer-Analyst	e	20	260.21	273.23	286.88	301.23	316.29	332.10
400	Computer Scheduler	n	13	184.92	194.17	203.88	214.08	224.79	236.02
401	Current Planning Supervisor	ee	27	366.13	384.44	403.67	423.87	445.06	467.31
402	Customer Service Superintendent	e	23	301.23	316.29	332.10	348.69	366.13	384.44
403	Data Base Supervisor	e	22	286.88	301.23	316.29	332.10	348.69	366.13
404	Deputy City Attorney	ee	29	403.67	423.87	445.06	467.31	490.67	515.21
405	Director, Community Relations Committee	ee	27	366.13	384.44	403.67	423.87	445.06	467.31
406	Director of Traffic Engineering	ee	33	490.67	515.21	540.98	568.04	596.44	626.27
408	Director of Utilities	ee	34	515.21	540.98	568.04	596.44	626.27	657.58
410	Engineering Aide I	n	7	137.98	144.88	152.13	159.75	167.73	176.12
412	Engineering Aide II	n	11	167.73	176.12	184.92	194.17	203.88	214.08
414	Engineering Aide III	n	14	194.17	203.88	214.08	224.79	236.02	247.83
416	Engineering Aide IV	en	18	236.02	247.83	260.21	273.23	286.88	301.23

July 1, 1976
Resolutions Book 11 - Page 486

Class No.	Class Title	FLSA Status	Pay Range	Weekly Rates of Pay					
				A	B	C	D	E	F
420	Evaluation Supervisor	ee	27	\$366.13	\$384.44	\$403.67	\$423.87	\$445.06	\$467.31
422	Finance Director	ee	34	515.21	540.98	568.04	596.44	626.27	657.58
424	Financial Management Analyst	e	22	286.88	301.23	316.29	332.10	348.69	366.13
425	Finance Systems Analyst	ee	27	366.13	384.44	403.67	423.87	445.06	467.31
426	Horticulturist	e	19	247.83	260.21	273.23	286.88	301.23	316.29
427	Housing Assistance Administrator	ee	26	348.69	366.13	384.44	403.67	423.87	445.06
428	Illustrator	e	13	184.92	194.17	203.88	214.08	224.79	236.02
429	Industrial Waste Engineer	e	21	273.23	286.88	301.23	316.29	332.10	348.69
430	Intake Generalist I	n	9	152.13	159.75	167.73	176.12	184.92	194.17
432	Intake Generalist II	n	12	176.12	184.92	194.17	203.88	214.08	224.79
436	Landfill Operations Supervisor	ee	23	301.23	316.29	332.10	348.69	366.13	384.44
438	Landscaping and Cemeteries Superintendent	ee	25	332.10	348.69	366.13	384.44	403.67	423.87
440	Legal Assistant	e	14	194.17	203.88	214.08	224.79	236.02	247.83
443	Management Analyst	e	20	260.21	273.23	286.88	301.23	316.29	332.10
444	Manpower Counselor I	n	9	152.13	159.75	167.73	176.12	184.92	194.17
445	Manpower Counselor II	n	14	194.17	203.88	214.08	224.79	236.02	247.83
448	Manpower Director	ee	28	384.44	403.67	423.87	445.06	467.31	490.67
452	Motor Transport Operations Supervisor	e	21	273.23	286.88	301.23	316.29	332.10	348.69
453	Municipal Information Systems Design Manager	ee	28	384.44	403.67	423.87	445.06	467.31	490.67
454	Municipal Information Systems Director	ee	32	467.31	490.67	515.21	540.98	568.04	596.44
455	Municipal Information Systems Operations Manager	ee	26	348.69	366.13	384.44	403.67	423.87	445.06
456	Municipal Information Systems Software Manager	ee	26	348.69	366.13	384.44	403.67	423.87	445.06

July 1, 1976
Resolutions Book 11 - Page 487

Class No.	Class Title	FLSA Status	Pay Range	Weekly Rates of Pay					
				A	B	C	D	E	F
457	Neighborhood Centers Director	ee	28	\$384.44	\$403.67	\$423.87	\$445.06	\$467.31	\$490.67
458	Neighborhood Centers Supervisor	e	20	260.21	273.23	286.88	301.23	316.29	332.10
459	Neighborhood Economic Development Assistant	e	19	247.83	260.21	273.23	286.88	301.23	316.29
461	Neighborhood Economic Development Supervisor	e	21	273.23	286.88	301.23	316.29	332.10	348.69
462	Neighborhood Relations Assistant	e	15	203.88	214.08	224.79	236.02	247.83	260.21
463	Neighborhood Relations Supervisor	e	21	273.23	286.88	301.23	316.29	332.10	348.69
465	Nurse I	e	12	176.12	184.92	194.17	203.88	214.08	224.79
466	Nurse II	e	16	214.08	224.79	236.02	247.83	260.21	273.23
468	Personnel Analyst I	e	18	236.02	247.83	260.21	273.23	286.88	301.23
470	Personnel Analyst II	e	22	286.88	301.23	316.29	332.10	348.69	366.13
472	Personnel Analyst III	e	26	348.69	366.13	384.44	403.67	423.87	445.06
474	Personnel Assistant	n	12	176.12	184.92	194.17	203.88	214.08	224.79
476	Personnel Director	ee	32	467.31	490.67	515.21	540.98	568.04	596.44
478	Planner I	e	19	247.83	260.21	273.23	286.88	301.23	316.29
480	Planner II	e	21	273.23	286.88	301.23	316.29	332.10	348.69
482	Planner III	e	24	316.29	332.10	348.69	366.13	384.44	403.67
484	Planning Assistant	n	14	194.17	203.88	214.08	224.79	236.02	247.83
486	Planning Director	ee	33	490.67	515.21	540.98	568.04	596.44	626.27
488	Program Analyst	e	20	260.21	273.23	286.88	301.23	316.29	332.10
489	Program Development Coordinator	e	22	286.88	301.23	316.29	332.10	348.69	366.13

July 1, 1976
Resolutions Book 11 - Page 488

Class No.	Class Title	FLSA Status	Pay Range	Weekly Rates of Pay					
				A	B	C	D	E	F
90	Program Operations Coordinator	e	22	\$286.88	\$301.23	\$316.29	\$332.10	\$348.69	\$366.13
91	Programming Supervisor	e	22	286.88	301.23	316.29	332.10	348.69	366.13
92	Project Assistant	n	7	137.98	144.88	152.13	159.75	167.73	176.2
93	Property Manager I	n	10	159.75	167.73	176.12	184.92	194.17	203.88
94	Property Manager II	n	15	203.88	214.08	224.79	236.02	247.83	260.21
96	Public Service and Information Director	ee	28	384.44	403.67	423.87	445.06	467.31	490.67
97	Public Transit Specialist	ee	29	403.67	423.87	445.06	467.31	490.67	515.21
98	Public Works Director	ee	35	540.98	568.04	596.44	626.27	657.58	690.46
00	Purchasing Agent	e	16	214.08	224.79	236.02	247.83	260.21	273.23
02	Purchasing Director	ee	28	384.44	403.67	423.87	445.06	467.31	490.67
04	Radio Engineer	ee	24	316.29	332.10	348.69	366.13	384.44	403.67
06	Real Estate Agent I	e	18	236.02	247.83	260.21	273.23	286.88	301.23
08	Real Estate Agent II	e	21	273.23	286.88	301.23	316.29	332.10	348.69
10	Real Estate Supervisor-Community Development	ee	25	332.10	348.69	366.13	384.44	403.67	423.87
12	Recreation and Culture Specialist	n	12	176.12	184.92	194.17	203.88	214.08	224.79
13	Rehabilitation Construction Advisor I	n	16	214.08	224.79	236.02	247.83	260.21	273.23
14	Rehabilitation Construction Advisor II	e	20	260.21	273.23	286.88	301.23	316.29	332.10
15	Rehabilitation Loan Agent	e	18	236.02	247.83	260.21	273.23	286.88	301.23
16	Rehabilitation Projects Coordinator	e	22	286.88	301.23	316.29	332.10	348.69	366.13
17	Rehabilitation Supervisor	ee	25	332.10	348.69	366.13	384.44	403.67	423.87
18	Relocation Assistant I	n	12	176.12	184.92	194.17	203.88	214.08	224.79
20	Relocation Assistant II	n	15	203.88	214.08	224.79	236.02	247.83	260.21

July 1, 1976
Resolutions Book II - Page 489

Class No.	Class Title	FLSA Status	Pay Range	Weekly Rates of Pay					
				A	B	C	D	E	F
522	Relocation Assistant III	e	18	\$236.02	\$247.83	\$260.21	\$273.23	\$286.88	\$301.23
523	Relocation Resource Specialist	n	15	203.88	214.08	224.79	236.02	247.83	260.21
524	Relocation Supervisor	e	22	286.88	301.23	316.29	332.10	348.69	366.13
526	Research Assistant I	n	14	194.17	203.88	214.08	224.79	236.02	247.83
528	Research Assistant II	e	20	260.21	273.23	286.88	301.23	316.29	332.10
530	Safety Engineer	ee	24	316.29	332.10	348.69	366.13	384.44	403.67
531	Safety Technician	e	18	236.02	247.83	260.21	273.23	286.88	301.23
532	Sanitation Operations Supervisor	ee	25	332.10	348.69	366.13	384.44	403.67	423.87
534	Sanitation Superintendent	ee	28	384.44	403.67	423.87	445.06	467.31	490.67
536	Sanitation Training Instructor	e	14	194.17	203.88	214.08	224.79	236.02	247.83
540	Social Service Assistant I	e	14	194.17	203.88	214.08	224.79	236.02	247.83
542	Social Service Assistant II	e	16	214.08	224.79	236.02	247.83	260.21	273.23
544	Social Service Supervisor	ee	24	316.29	332.10	348.69	366.13	384.44	403.67
545	Social Services Contract Administrator	e	20	260.21	273.23	286.88	301.23	316.29	332.10
546	Social Services Contract Monitor	n	16	214.08	224.79	236.02	247.83	260.21	273.23
547	Social Services Coordinator	e	22	286.88	301.23	316.29	332.10	348.69	366.13
548	Streets Maintenance Operations Supervisor	e	23	301.23	316.29	332.10	348.69	366.13	384.44
549	Superintendent, Motor Transport	ee	30	423.87	445.06	467.31	490.67	515.21	540.98
550	Superintendent of Streets	ee	26	348.69	366.13	384.44	403.67	423.87	445.06
552	Supervisor of Community and Staff Development	e	20	260.21	273.23	286.88	301.23	316.29	332.10
553	Supervisor of Transportation	e	20	260.21	273.23	286.88	301.23	316.29	332.10

July 1, 1976
Resolutions Book 11 - Page 490

Class No.	Class Title	FLSA Status	Pay Range	Weekly Rates of Pay					
				A	B	C	D	E	F
56	Systems Analyst I	e	21	\$273.23	\$286.88	\$301.23	\$316.29	\$332.10	\$348.69
58	Systems Analyst II	e	24	316.29	332.10	348.69	366.13	384.44	403.67
60	Systems Librarian	n	14	194.17	203.88	214.08	224.79	236.02	247.33
61	Technical Support Supervisor	e	22	286.88	301.23	316.29	332.10	348.69	366.13
62	Traffic Controls Superintendent	ee	23	301.23	316.29	332.10	348.69	366.13	384.44
63	Traffic Engineer I	e	23	301.23	316.29	332.10	348.69	366.13	384.44
64	Traffic Engineer II	e	27	366.13	384.44	403.67	423.87	445.06	467.31
65	Transportation Planning Coordinator	ee	34	515.21	540.98	568.04	596.44	626.27	657.58
66	Wastewater Collection Superintendent	ee	26	348.69	366.13	384.44	403.67	423.87	445.06
67	Wastewater Treatment Superintendent	ee	26	348.69	366.13	384.44	403.67	423.87	445.06
670	Water Distribution Superintendent	ee	26	348.69	366.13	384.44	403.67	423.87	445.06
672	Water Treatment Superintendent	ee	26	348.69	366.13	384.44	403.67	423.87	445.06
<u>Public Safety - Inspection, Prevention, Enforcement</u>									
602	Animal Control Officer	n	9	-	-	167.73	176.12	184.92	194.17
604	Animal Control Superintendent	ee	20	260.21	273.23	286.88	301.23	316.29	332.10
606	Assistant Fire Chief-Administration	x	24	-	-	-	366.13	384.44	403.67
608	Assistant Fire Chief-Operations	x	26	-	-	-	403.67	423.87	445.06
610	Assistant Police Chief	x	28	384.44	403.67	423.87	445.06	467.31	490.67
612	Assistant Superintendent Building Inspection	ee	26	348.69	366.13	384.44	403.67	423.87	445.06
614	Building Inspections Coordinator	e	22	286.88	301.23	316.29	332.10	348.69	366.13

July 1, 1976
Resolutions Book 11 - Page 491

Class	Class Title	FLSA Status	Pay Range	Weekly Rates of Pay					
				A	B	C	D	E	F
16	Building Inspector I	n	16	\$214.08	\$224.79	\$236.02	\$247.83	\$260.21	\$273.23
18	Building Inspector II	n	18	236.02	247.83	260.21	273.23	286.88	301.23
20	Building Inspector III	e	20	260.21	273.23	286.88	301.23	316.29	332.10
22	Civil Defense Director	ee	20	260.21	273.23	286.88	301.23	316.29	332.10
24	Community Improvement Inspector I	n	16	214.08	224.79	236.02	247.83	260.21	273.23
26	Community Improvement Inspector II	e	20	260.21	273.23	286.88	301.23	316.29	332.10
28	Crime Laboratory Director	ee	27	366.13	384.44	403.67	423.87	445.06	467.31
32	Criminalist I	e	20	260.21	273.23	286.88	301.23	316.29	332.10
34	Criminalist II	e	22	286.88	301.23	316.29	332.10	348.69	366.13
36	Criminalist III	e	24	316.29	332.10	348.69	366.13	384.44	403.67
38	Electrical Inspector I	n	16	214.08	224.79	236.02	247.83	260.21	273.23
40	Electrical Inspector II	e	18	236.02	247.83	260.21	273.23	286.88	301.23
42	Electrical Inspector III	e	20	260.21	273.23	286.88	301.23	316.29	332.10
44	Fingerprint Identification Supervisor	x	17	224.79	236.02	247.83	260.21	273.23	286.88
46	Fingerprint Identification Technician	x	15	203.88	214.08	224.79	236.02	247.83	260.21
48	Fire Chief	x	31	445.06	467.31	490.67	515.21	540.98	568.04
50	Housing Inspector I	n	16	214.08	224.79	236.02	247.83	260.21	273.23
52	Housing Inspector II	n	18	236.02	247.83	260.21	273.23	286.88	301.23
54	Housing Inspector III	e	20	260.21	273.23	286.88	301.23	316.29	332.10
56	Mechanical Inspector I	n	16	214.08	224.79	236.02	247.83	260.21	273.23
58	Mechanical Inspector II	e	20	260.21	273.23	286.88	301.23	316.29	332.10
60	Parking Meter Checker	n	5	125.15	131.40	137.98	144.88	152.13	159.75
62	Plumbing Inspector I	n	16	214.08	224.79	236.02	247.83	260.21	273.23

July 1, 1976
Resolutions Book 11 - Page 492

Class No.	Class Title	FLSA Status	Pay Range	Weekly Rates of Pay					
				A	B	C	D	E	F
664	Plumbing Inspector II	e	20	\$260.21	\$273.23	\$286.88	\$301.23	\$316.29	\$332.10
665	Police Administrative Services Director*	x	26	348.69	366.13	384.44	403.67	423.87	445.06
666	Police Captain	x	22	-	-	-	332.10	348.69	366.13
668	Police Chief	x	33	490.67	515.21	540.98	568.04	596.44	626.27
670	Police Data Processing Supervisor*	x	21	273.23	286.88	301.23	316.29	332.10	348.69
672	Police Detective	x	15	203.88	214.08	224.79	236.02	247.83	260.21
674	Police Garage Supervisor*	x	19	247.83	260.21	273.23	286.88	301.23	316.29
676	Police Lieutenant	x	20	-	-	-	301.23	316.29	332.10
678	Police Major	x	25	332.10	348.69	366.13	384.44	403.67	423.87
680	Police Officer	x	14	194.17	203.88	214.08	224.79	236.02	247.83
Special Assignment (Pay while serving in special assignment classifications 682-699 as indicated below shall be at the same pay step (A, B, C, D, E, F, G, H) attained in Class No. 680, Police Officer.)									
682	Communications Center Supervisor	x	16	214.08	224.79	236.02	247.83	260.21	273.23
688	Crime Laboratory Officer	x	15	203.88	214.08	224.79	236.02	247.83	260.21
692	Helicopter Pilot	x	16	214.08	224.79	236.02	247.83	260.21	273.23
698	Planning and Research Officer	x	16	214.08	224.79	236.02	247.83	260.21	273.23
699	Police Investigator	x	15	203.88	214.08	224.79	236.02	247.83	260.21
704	Police Radio Dispatcher	n	14	194.17	203.88	214.08	224.79	236.02	247.83
705	Police Range Master	x	18	236.02	247.83	260.21	273.23	286.88	301.23
706	Police Records Clerk	n	9	152.13	159.75	167.73	176.12	184.92	194.17
708	Police Records Technician	n	11	167.73	176.12	184.92	194.17	203.88	214.08
710	Police Sergeant	x	18	-	-	-	-	-	301.23
712	Police Training Supervisor	e	25	332.10	348.69	366.13	384.44	403.67	423.87
713	Psychological Test Analyst* x	x	18	236.02	247.83	260.21	273.23	286.88	301.23

Class No.	Class Title	FLSA Status	Pay Range	Weekly Rates of Pay					
				A	B	C	D	E	F
714	School Crossing Guard	-	-	\$6.00/day for each full school day worked, designated school holidays, designated teachers' professional days, and designated leave days.					
716	Senior Animal Control Officer	n	11	-	-	\$184.92	\$194.17	\$203.88	\$214.08
718	Superintendent, Building Inspection	ee	31	445.06	467.31	490.67	515.21	540.98	568.04
720	Watershed Patrol Officer	n	11	167.73	176.12	184.92	194.17	203.88	214.08
722	Zoning Inspector I	n	16	214.08	224.79	236.02	247.83	260.21	273.23
724	Zoning Inspector II	e	20	260.21	273.23	286.88	301.23	316.29	332.10

FLSA Status:

The provisions below are subject to interpretation of the recent Supreme Court decision concerning inclusion of local governmental employees under the Fair Labor Standards Act.

n

Employees are covered under the overtime provisions of the Fair Labor Standards Act. These employees must receive 1½ times the "regular rate" payment for all time actually worked which exceeds 40 hours in the specified workweek.

e

Employees are exempt from coverage under the overtime provisions of the Fair Labor Standards Act. At the discretion of the department head, these employees may receive compensatory time off on an informal basis for overtime hours worked.

ee

Employees are exempt from coverage under the overtime provisions of the Fair Labor Standards Act. These classes have no set hours in the workweek but are compensated on a job basis.

en

Employees may be either exempt or non-exempt from coverage under the overtime provisions of the Fair Labor Standards Act. Exempt or non-exempt status is determined by each position's assigned duties and responsibilities.

x

Police officers and police sergeants may be compensated on an overtime basis when in the judgment of the Chief of the department and the City Manager it becomes necessary, due to an unusual or emergency situation, to recall off-duty personnel or to implement an emergency shift schedule in which the assigned workday and workweek exceed the established workday and workweek for positions within the department, in accordance with Rule III, Section 11, of the Personnel Rules and Regulations.

July 1, 1976

Resolutions Book 11 - Page 494

FLSA Status

- Classes not assigned to pay ranges are specialized part-time employment.

* The requirements of this job do not include service as a uniformed member of the department. Uniformed members of the department may be considered for appointment but such appointment shall be a temporary special assignment. In the event of such an appointment, the appointee shall retain vested Civil Service rights and privileges with the exception that this classification will be exempt from educational incentive pay provisions.

WAGE CONVERSION TABLE

<u>Weekly</u>	<u>Monthly</u>	<u>Annual</u>	<u>Daily</u>
179.69	779	9,344	35.94
188.67	818	9,811	37.73
198.12	859	10,302	39.62
208.02	901	10,817	41.60
218.42	947	11,358	43.68
229.35	994	11,926	45.87
240.81	1,044	12,522	48.16
252.85	1,096	13,148	50.57
265.48	1,150	13,805	53.10
278.75	1,208	14,495	55.75
292.69	1,268	15,220	58.54
307.33	1,332	15,981	61.47
322.69	1,398	16,780	64.54
338.83	1,468	17,619	67.77
355.77	1,542	18,500	71.15
373.56	1,619	19,425	74.71
392.23	1,700	20,396	78.45

July 1, 1976
Resolutions Book 11 - Page 496

SCHEDULE I-F

PAY RANGES IN WEEKLY AND ANNUAL AMOUNTS

Pay Range No.	Annual Rate for Step A	Min. A	Intermediate Steps					Max. F	Annual Rate for Step F	Pay Range No.
			B	C	D	E				
112	9,344	179.69	188.67	198.12	208.02	218.42	229.35	11,926	112	
113	9,811	188.67	198.12	208.02	218.42	229.35	240.81	12,522	113	
114	10,302	198.12	208.02	218.42	229.35	240.81	252.85	13,148	114	
115	10,817	208.02	218.42	229.35	240.81	252.85	265.48	13,805	115	
116	11,358	218.42	229.35	240.81	252.85	265.48	278.75	14,495	116	
117	11,926	229.35	240.81	252.85	265.48	278.75	292.69	15,220	117	
118	12,522	240.81	252.85	265.48	278.75	292.69	307.33	15,981	118	
119	13,148	252.85	265.48	278.75	292.69	307.33	322.69	16,780	119	
120	13,805	265.48	278.75	292.69	307.33	322.69	338.83	17,619	120	
121	14,495	278.75	292.69	307.33	322.69	338.83	355.77	18,500	121	

SCHEDULE II-F

PAY RANGES IN MONTHLY EQUIVALENTS

Pay Range No.	Min. A	Intermediate Steps					Max. F	Pay Range No.
		B	C	D	E			
112	779	818	859	901	947	994	112	
113	818	859	901	947	994	1,044	113	
114	859	901	947	994	1,044	1,096	114	
115	901	947	994	1,044	1,096	1,150	115	
116	947	994	1,044	1,096	1,150	1,208	116	
117	994	1,044	1,096	1,150	1,208	1,268	117	
118	1,044	1,096	1,150	1,208	1,268	1,332	118	
119	1,096	1,150	1,208	1,268	1,332	1,398	119	
120	1,150	1,208	1,268	1,332	1,398	1,468	120	
121	1,208	1,268	1,332	1,398	1,468	1,542	121	

SCHEDULE III-F

PAY RANGES IN ANNUAL EQUIVALENTS

Pay Range No.	Min. A	Intermediate Steps					Max. F	Pay Range No.
		B	C	D	E			
112	9,344	9,811	10,302	10,817	11,358	11,926	112	
113	9,811	10,302	10,817	11,358	11,926	12,522	113	
114	10,302	10,817	11,358	11,926	12,522	13,148	114	
115	10,817	11,358	11,926	12,522	13,148	13,805	115	
116	11,358	11,926	12,522	13,148	13,805	14,495	116	
117	11,926	12,522	13,148	13,805	14,495	15,220	117	
118	12,522	13,148	13,805	14,495	15,220	15,981	118	
119	13,148	13,805	14,495	15,220	15,981	16,780	119	
120	13,805	14,495	15,220	15,981	16,780	17,619	120	
121	14,495	15,220	15,981	16,780	17,619	18,500	121	

Class No.	Class Title	FLSA Status	Pay Range	Weekly Rates of Pay					
				A	B	C	D	E	F
25	Assistant Fire Marshal	52x	118	\$240.81	\$252.85	\$265.48	\$278.75	\$292.69	\$307.33
26	District Fire Chief	x	121	-	-	-	322.69	338.83	355.77
28	Fire Alarm Dispatcher I	40x	113	188.67	198.12	208.02	218.42	229.35	240.81
30	Fire Alarm Dispatcher II	40x	114	198.12	208.02	218.42	229.35	240.81	252.85
32	Fire Alarm Dispatcher III	40x	116	218.42	229.35	240.81	252.85	265.48	278.75
34	Fire Alarm Electrician I	40x	113	188.67	198.12	208.02	218.42	229.35	240.81
36	Fire Alarm Electrician II	40x	115	208.02	218.42	229.35	240.81	252.85	265.48
38	Fire Alarm Superintendent	x	121	-	-	-	322.69	338.83	355.77
39	Fire Department Planner	40x	121	-	-	-	322.69	338.83	355.77
40	Fire Garage Supervisor	x	121	-	-	-	322.69	338.83	355.77
42	Fire Inspector I	40x	114	198.12	208.02	218.42	229.35	240.81	252.85
44	Fire Inspector II	40x	116	218.42	229.35	240.81	252.85	265.48	278.75
46	Fire Lieutenant-Captain	52x	117	229.35	240.81	252.85	265.48	278.75	292.69
	(Assigned to training, fire prevention, as station commander or office manager, one pay step in addition to basic salary)								
47	Fire Marshal	x	121	-	-	-	322.69	338.83	355.77
48	Firefighter	52x	112	179.69	188.67	198.12	208.02	218.42	229.35
50	Firefighter-Engineer	52x	113	188.67	198.12	208.02	218.42	229.35	240.81

FLSA Status:

The provisions below are subject to interpretation of the recent Supreme Court decision concerning inclusion of local governmental employees under the Fair Labor Standards Act.

x

Uniformed Fire Department personnel up to and including the rank of District Fire Chief may be compensated on an overtime basis when in the judgment of the Chief of the department and the City Manager it becomes necessary, due to an unusual or emergency situation, to recall off-duty personnel or to implement an emergency shift schedule in which the assigned workday and workweek exceed the established workday and workweek for positions within the department, in accordance with Rule III, Section 11, of the Personnel Rules and Regulations. The Fire Chief may grant compensatory time off on an informal basis.

July 1, 1976
Resolutions Book 11 - Page 498


A RESOLUTION AUTHORIZING THE REFUND
OF CERTAIN TAXES

Reference is made to the schedule of "Taxpayers and Refunds Requested" attached to the Docket for consideration of the City Council. On the basis of that schedule, which is incorporated herein, the following facts are found:

1. The City-County Tax Collector collected taxes from the taxpayers set out on the list attached to the Docket.
2. The City-County Tax Collector has certified that those taxpayers made demand in writing for refund of the amounts set out on the schedule within eight years from the date the amounts were due to be paid.
3. The amounts listed on the schedule were collected through clerical error or by a tax illegally levied and assessed.

NOW, THEREFORE, BE IT RESOLVED by the City Council of the City of Charlotte, North Carolina, in regular session assembled this 1st day of July, 19 76, that those taxpayers listed on the schedule of "Taxpayers and Refunds Requested", be refunded the amounts therein set out and that the schedule and this resolution be spread upon the minutes of this meeting.

Approved as to form:


City Attorney

Read, approved and adopted by the City Council of the City of Charlotte, North Carolina, in regular session convened on the 1st day of July, 1976, the reference having been made in Minute Book 63, and is recorded in full in Resolutions Book 11, at page 498.

Ruth Armstrong
City Clerk

TAXPAYERS AND REFUNDS REQUESTED

<u>NAME</u>	<u>AMOUNT OF REFUND REQUESTED</u>	<u>REASON</u>
Gilco Fabric Corp.	\$ 238.20 =====	Clerical Error

A RESOLUTION PROVIDING FOR PUBLIC
HEARING ON PETITIONS FOR ZONING CHANGES

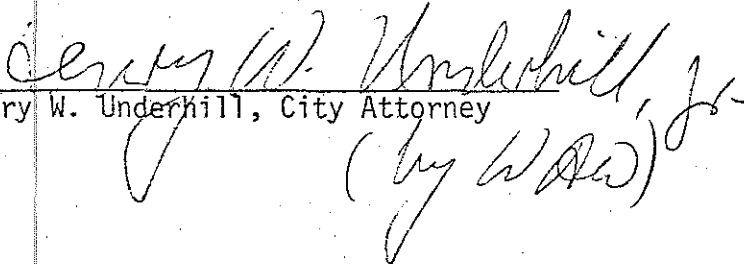
WHEREAS, the City Council has received petitions for zoning changes, which petitions, numbered 76-57 through 76-61 are on record in the Office of the City Clerk, and

WHEREAS, the City Council deems it in the public interest that hearings be held on said petitions,

NOW, THEREFORE, BE IT RESOLVED by the City Council of the City of Charlotte, that public hearings will be held in the Board Meeting Room on the Fourth Floor of the Education Center at 701 East Second Street beginning at 7:30 P. M. on Monday, the 26th day of July, 1976 on petitions for zoning changes numbered 76-57 through 76-61.

BE IT FURTHER RESOLVED that notice of said hearings be published as required by law.

APPROVED AS TO FORM:


Henry W. Underhill, City Attorney
(by WAD)

Read, approved and adopted by the City Council of the City of Charlotte, North Carolina, in regular session convened on the 1st day of July, 1976, the reference having been made in Minute Book 63, and is recorded in full in Resolutions Book 11, at Page 499.

Ruth Armstrong
City Clerk

RESOLUTION APPROVING AN AGREEMENT WITH THE NORTH CAROLINA DEPARTMENT OF TRANSPORTATION TO COVER EXPENSES FOR THE INSTALLATION OF SIGNS TO CHANGE NAME OF NORTHWEST EXPRESSWAY TO BROOKSHIRE BOULEVARD AND SLEEPY HOLLOW ROAD TO TYVOLA ROAD.

WHEREAS, the City Council of the Municipality of Charlotte has requested the Board of Transportation to perform the following highway-related work for said Municipality on a cost reimbursement basis in accordance with the policy established by the State Highway Commission on May 2, 1973, and adopted by the Board of Transportation:

Provide and erect one (1) Type "A" and four (4) Type "D"
(Description of Work)
directional signs, and change message on twelve (12) existing
directional signs for Brookshire Boulevard. Provide and erect
four (4) directional signs for Tyvola Road.
at (location of work) Charlotte, Mecklenburg County
at an estimated cost of \$8,000.00

NOW, THEREFORE, BE AND IT IS HEREBY RESOLVED that the Mayor and the Clerk of the Municipality of City of Charlotte be and they hereby are authorized and empowered to enter into a contract with the Board of Transportation as may be necessary to effectuate the aforesaid expressed purpose, thereby binding the said Municipality to the fulfillment of its obligation incurred under this resolution and to its agreement to pay any amounts that may become due under the agreement on a cost-reimbursement basis until such obligations are fully paid.

Read, approved and adopted by the City Council of the City of Charlotte, North Carolina, in regular session convened on the 1st day of July, 1976, the reference having been made in Minute Book 63, and is recorded in full in Resolutions Book 11, at Page 500.

Ruth Armstrong, City Clerk

RESOLUTION CONCERNING CONSTRUCTION OF WENDOVER ROAD SEGMENT OF INNER BELT LOOP.

WHEREAS, on February 9, 1976, the City Council passed a Resolution to complete the Wendover Road segment of the Charlotte Inner Belt Loop, but with the following limitations by way of Amendment:

"(a) Wherever possible, and particularly between Randolph Road and Sharon Road, a park strip or planting strip 8 to 12 feet wide be installed between the curb and sidewalk; and

"(b) The segment of the roadway between Randolph and Sharon Roads be constructed with narrower lanes where possible to conform with safety and traffic designs;"

and

WHEREAS, the Resolution of the City Council was forwarded to Billy Rose, State Highway Administrator, by letter of L.P. Bobo, Assistant City Manager, dated February 11, 1976; and

WHEREAS, the North Carolina Department of Transportation commissioned Paul J. Cramer, Department of Botany, Duke University, to study the feasibility of widening Wendover Road between Providence Road and Sharon Road while doing a minimum amount of damage to existing willow trees along the right of way; and

WHEREAS, Dr. Cramer filed a report dated April 14, 1976, which described a way to preserve most of the trees; and

WHEREAS, the Department of Transportation, in a letter dated June 16, 1976, from Billy Rose to David A. Burkhalter, has recommended that Dr. Cramer's report not be implemented and that the roadway width be 48 feet, and has further recommended that between Randolph Road and Providence Road the planting strip be only 4 feet wide; and

WHEREAS, the City Council continues to be concerned about the environmental effects of the construction of the Wendover Road segment of the Charlotte Inner Belt Loop;

NOW, THEREFORE, BE IT RESOLVED, by the Charlotte City Council this the 1st day of July, 1976, as follows:

1. To the extent that the City Council has the authority to influence the North Carolina Department of Transportation in the design of the Wendover Road segment of the Charlotte Inner Belt Loop, the Council endorses the report prepared by Dr. Cramer and urges its implementation; and

July 1, 1976
Resolutions Book 12 - Page 2

2. The Council repeats, reiterates, and stresses its desire that the road, particularly that segment between Randolph Road and Sharon Road, be constructed with a park strip or planting strip 8 to 12 feet wide between the curb and sidewalk on each side of the road, even if the distance between the sidewalks and street cannot be uniform throughout; and
3. A copy of this Resolution be sent in verbatim form to the North Carolina Department of Transportation.


Read, approved and adopted by the City Council of the City of Charlotte, North Carolina, in special meeting convened on the 1st day of July, 1976, the reference having been made in Minute Book 63, and recorded in full in Resolutions Book 12, beginning on Page 1 with the following amendments:

1. "that the sidewalks between Randolph Road and Sharon Road be built as far from the street as practical but Council still hopes to have them from eight to twelve feet wherever possible."
2. "that Wendover Road be constructed 44-feet wide between Providence Road and Sharon Road."

CERTIFICATION

I, Ruth Armstrong, City Clerk of the City of Charlotte, North Carolina, DO HEREBY CERTIFY that the foregoing is a true and exact copy of a resolution adopted by the City Council of the City of Charlotte, North Carolina, in special session convened on the 1st day of July, 1976, the reference having been made in Minute Book 63, and recorded in full in Resolutions Book 12, beginning on Page 1.

WITNESS my hand and the corporate seal of the City of Charlotte, North Carolina, this the 6th day of July, 1976.



Ruth Armstrong, City Clerk