AGENDA

Meeting Type.	WORKSHOP
Date:	09/03/1997

City of Charlotte, City Clerk's Office

CHARLOTTE

Mayor Patrick McCrory *Mayor Pro Tem Al Rousso*

Charles Baker
Patrick Cannon
Malachi Greene
Mike Jackson
Nasif Rashad Majeed
Don Reid
Ella Butler Scarborough
Tim Sellers
Sara Spencer
Lynn Wheeler

Council Agenda

CITY COUNCIL WORKSHOP

Wednesday, September 3, 1997

	Dinner Room 267
5:00 - 5:30	Collection and Use of Crime Statistics
5 30 - 6.30	South Boulevard/Uptown Rail Corridor
6·30 - 7 15	1997 Legislative Review
7·30	Citizens Hearing Council Chamber

COUNCIL WORKSHOP AGENDA ITEM SUMMARY

TOPIC: Police Department Use of Crime Statistics and GIS Mapping to Develop Strategies to Combat Crime

COUNCIL FOCUS AREA: Public Safety

KEY POINTS (Issues, Cost, Change in Policy):

This presentation will be given by staff from the Police Department's Strategic Planning and Analysis Bureau and the David Patrol Service Area The presentation will cover the following topics

- Reporting of index crime and what the comparisons of Charlotte's crime rate with those of other cities really means
- Factors that influence reported crime
- The impact of community problem oriented policing on the rate of reported crime
- The use of GIS mapping to identify crime hot spots
- The two types of strategies used to address hot spots-the tactical strategy which is an immediate reaction to an identified problem such as armed robberies and the strategic strategy which is a proactive approach resulting in a long term solution to a problem
- The use of radial analysis to identify the crime profile surrounding a particular location or intersection
- The use of the District Evaluation to give the 12 patrol districts a way to measure their own performance

OPTIONS: N/A

COUNCIL DECISION OR DIRECTION REQUESTED: The presentation is for information only - no action is requested

ATTACHMENTS: Crime Reporting '97 Charlotte-Mecklenburg Police Department

Crime Reporting '97
Charlotte-Mecklenburg Police Dept.



Dennis Nowicki
Chief of Police
Sept 3, 1997

Strategic Planning and Analysis Bureau V L Sorban

The two most common forms of crime trend statistics:



- Index Crime Totals, including monthly or year-to-date totals and percent changes (included in Council briefing books)
- Annual Rates of Index Crime per 100,000 Estimated Population (shown in C-MPD Annual Reports)

What are Index Crimes?

- Eight crimes tracked by the federal Uniform Crime Reporting Program (UCR)
- Chosen for not just for seriouness, but also for frequency of occurrence, commonality to all areas of the country, and likelihood of being reported to police
- Include both violent crimes (homicide, rape, robbery, aggravated assault) and property crimes (burglary, larceny, vehicle theft, arson)

Reporting Index Crime Totals

- Reported monthly/annually by service area, district, response area, & tract as well as jurisdiction-wide
- Provides the "official" crime statistics mandated by the UCR program
- Easy to read/publish, shows the general crime trends (percent increase or decrease)
- Raw totals with no adjustment for population growth, etc

Index Crime Rates per 100,000 Resident Population

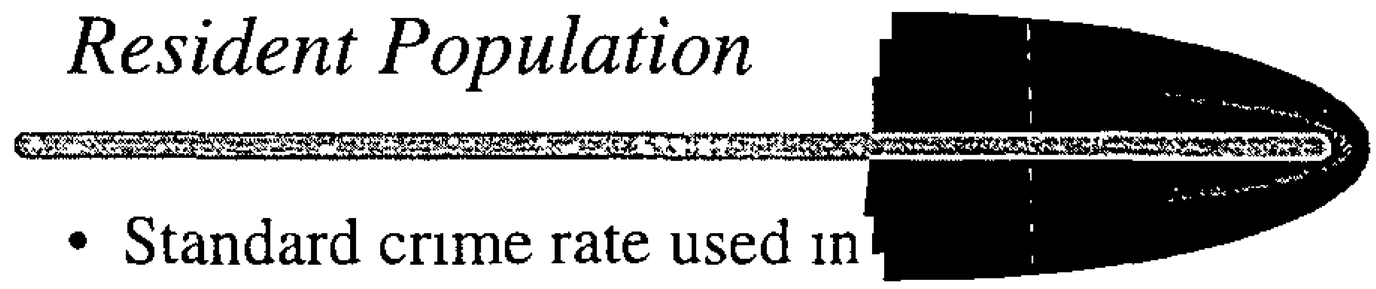

- Standard crime rate used in law enforcement to look at crime trends over time in the same area
- Adjusts annual crime trends to take the jurisdiction's population growth into account



- Index Crime Rates are often used by non-criminal justice agencies to compare cities or police departments and to "rank" them against each other, despite the explicit cautions of the UCR program and criminal justice researchers
- "These simplistic and/or incomplete analyses often create misleading perceptions which adversely affect cities and counties, along with their residents " (Crime in the US 1995)

Factors that influence both the reporting of crime as well as actual crime in different jurisdictions or areas:

- Influence of demographics other than resident population (commuting patterns from surrounding areas, concentration of juvenile or elderly population, economic and labor conditions, etc)
- Cultural, educational, and other sociological influences (attitudes about family structure and responsibilities, neighborhood stability, attitudes toward police, education levels, etc)

- Law enforcement strength and policies (how easily crimes can be reported, adherence to UCR standards for counting crimes, allocations for specific problems or enforcement like drugs, domestic violence, and juvenile crime, etc)
- Strength of other criminal justice components (prosecutors, courts, corrections facilities, bond/probation policies, etc)

Reporting rate: the % of actual crimes that are reported to the polic

- In a local survey in our jurisdict about 58% of the respondents who had been a victim of a crime had reported it to police
  - Ranged from 39% for a threatened attack" to 70% for a theft from a home
- Studies like the National Crime Victimization Survey estimate that the reporting rate for crime nationwide is about 40%

Factors Affecting Local Reporting Rates:

- Changes in state statute or other local criminal justice components
- Changes in law enforcement philosophy, policies, and emphases
- Changes in reporting policies of local businesses, health/welfare-related agencies
- Perception of crime due to media coverage

Impact of Community Problem-Oriented Policing on repo

- Reporting rates may go up due
  - increased familiarity and working relationships with officers in some neighborhoods
  - easier reporting through outside district/storefront offices
  - increased neighborhood services such as DSS, etc , that require/involve reporting crime
- Specialized problem-solving" operations like "Weed & Seed" and "Zero Tolerance" tactics can cause an initial increase in reporting rates for some crimes in order to create a longer lasting decrease in actual crime in the area.

Other types of crime data used by C-MPD police managers and officers to assess changes in crime in their areas and to work on problem-solving strategies:

- Victim (age/race/sex, use of alcohol/drugs, relation to offender, etc)
- Offense data (type of premise/location, locations with repeated crimes, type of property stolen, etc)
- Offender (race/sex/age, locations and types of arrests, etc.)
- Cases cleared
- Specialized data from case investigations

Current Initiatives:



The development of Geographic Information System (GIS) applications is now allowing police to map, coordinate and analyze other location-based data that affects crime along with our own crime data.

COUNCIL WORKSHOP
AGENDA ITEM SUMMARY

TOPIC: South Boulevard/Uptown Rail Corridor

COUNCIL FOCUS AREA: Transportation and Economic Development

KEY POINTS (Issues, Cost, Change in Policy):

1 During the FY98 budget discussion, City Council approved a process for decision making on several projects that were not in the CIP The Trolley was one of those projects This is a progress report on it, and on related transit and economic development issues

2 The South Boulevard/Uptown Rail Corridor Transit Study identifies possible transit uses for the corridor, and potential conflicts associated with shared uses of the corridor by trolley and busses The study also developed some initial concepts of how the corridor might be developed

3 The Rail Corridor Land Development Study is a process that will result in

- A The development of alternative land use and urban design concepts for trolley or bus/trolley use of this corridor
- B An outline of the implications of each of the scenarios
- C Implementation strategies for each of the scenarios

4 The Charlotte Center City Partners will present information regarding the economic development impact the trolley might have if it could operate between South End and the Uptown They are working on a process to involve adjacent landowners in the Uptown and South End in the development of this rail corridor

OPTIONS: N/A

COUNCIL DECISION OR DIRECTION REQUESTED:
This is for information only No decision is required We will provide updates on the project and process at each Economic Development and Planning Committee meeting We expect to be back to Council in late fall 1997 with the results of this work

ATTACHMENTS: None

COUNCIL WORKSHOP
AGENDA ITEM SUMMARY

TOPIC: 1997 Legislative Review

COUNCIL FOCUS AREA: Transportation and Regionalism

KEY POINTS (Issues, Cost, Change in Policy): Update and review of 1997 state legislative issues

OPTIONS: N/A

COUNCIL DECISION OR DIRECTION REQUESTED: This discussion is for Council information No action is needed

ATTACHMENTS: Legislative Program Status Chart

Charlotte Legislative Program Status
August 21, 1997

Bill #	Sponsor	Bill Name	House Status	Senate Status	Comments
H309 S227 S326	Alexander Winner Odom	Charlotte Onstreet Parking [Multi ticketing]	Passed by House 3/10	House version passed 5/8	Bill ratified 5/12 as SL 97-45
H395 S281	Gulley Odom	Left Turn On Red	Heard by JUDIC II 4/15 and deferred without action	Introduced 3/3 assigned to JUDIC	Bill did not make crossover Rep Gulley requesting study committee to keep bill alive
H372 S282	Alexander Odom	Charlotte Towing Vehicle [Hold For Payment]	Passed by Hoouse 3/25 Senate version passed 5/28	Passed by Senate 3/18	Bill ratified 5/29 as SL 97 107
H587 S436	Wilson Winner	Police Authority to Monitor For ABC Violations	Passed by House 4/16 concurred with Senate version 6/25	Introduced 3/26 approved by Senate 6/19	Bill ratified 6/26 as SL 97 224
H596 S429	McMahan Odom	Civil Service Committee Alternate Delegate	**Conference Report adopted 7/16**	**Conference Report adopted 7/15**	**Bill ratified 7/21 as SL 97 305**
H612 S637	Wilson Winner	Speed Limit Authority [formerly 25 MPH Citywide Speed Limit]	**House passed amended bill 6/30**	**Concurred with House bill 7/2**	**Bill ratified 7/7 as SL 97 264**
H708 S556	Alexander Rucho	Sprinklers In Fraternity Houses	**Conference Report adopted 7/21**	**Conference Report adopted 7/21**	**Bill ratified 7/23 as SL 97 316**
H712 S499	Earle Odom	Fire Dept Ticketing in Fire Lanes	Passed Senate version 5/29	Passed by Senate 4/3	Bill ratified 6/2 as SL 97 127
S672	Odom	Charlotte Private Sale [Coliseum]	Received Senate bill 4/30 assigned to LOC&RG II	Passed by Senate 4/28	Delegation awaits Council instruction
S741	Dannelly	Charlotte Photo Citations	Passed substitute bill 6/17	Passed by Senate 4/29 passed House substitute	Bill ratified 6/25 as SL 97 216
S814	Odom	In Stand ABC Sales[Stadium]	Passed by House 5/26	Passed by Senate 4/23	Bill ratified 5/29 as SL 97 167
	Rucho	Dissemination of Communicable Disease Information	Failed to be introduced	Failed to be introduced	Work with local Health Dept and public safety agencies to resolve problems prior to next session
H1231 S913	Miner Gulley W	Local Transit Revenue Options	**Conference Report adopted 8/14**	**Conference Report adopted 8/14**	**Bill ratified 8/18**
S919	Odom	Unlawful Telecommunications	**Approved committee substitute 7/22**	**Concurred with House committee substitute 7/28**	**Bill ratified 8/11 as SL 97 372**

Change from last report in **bold.**