AGENDA

Meeting Type:	Workshop
Date:	06-07-1993

City of Charlotte, City Clerk's Office

Budget Workshop 6/7/93

Mayor			Wendell White	✓
Campbell			Pam Syfert	✓
Clodfelter	✓	X	Vi Alexander	✓
Hammond	✓	X	Julie Burch	✓
McCrory	✓	X	Don Steger	✓
Majeed	✓		Del Borgdorf	✓
Mergens	✓	X		
Martin	✓	X		
Patterson				
Reid	✓	X		
Scarborough	✓	X		
Wheeler	✓	X		

5:15 p.m.

Hammond
Alexander
Bill Wilder
Hammond
Wilder
Hammond
Chuck Loring - Higher Cost Plan
Lower Cost Plan -
Employee pay 10% High Cost
Plan for individual

1/2 of ~~[illegible]~~ hard $ savings to employees

Wilder -

Loring -
Wilder 500,000 | 1ST YR. - $ 1MIL 2ND YR.
- Reid
Wilder
Loring
Wilder
Don Johnson - 1ST UNION average wage compatible with other cities & private sector
John Freeman, Towers Perrin
2 plans -
Hammond
Wheeler
Hammond
Wilder
Hammond
Don Johnson
Wilder
Loring
Wheeler

Loring
Hammond
Loring
Hammond
Wilder
Loring
Wilder
Wheeler
Loring
Johnson
Reid - R
Loring
Freeman
Reid - What are savings on 5% plan
Wilder
Reid
Loring
Reid
Freeman 10% more than the active employee -
Johnson
Freeman
Mangum
Freeman - Doctors - We are going to show adverse effects -

Majed / Scarborough

McCrory - D
Hammond - 16TH of June - Budget Decisions
Patterson
White
Patterson
White
Hammond -
Patterson
White
Loring
Patterson
White
Johnson
Loring
Hammond
White
Patterson
White
Patterson
White
Loring
Patterson
Johnson

McCrory
Wilder
White
Freeman
White
Johnson
Freeman
Wheeler
Freeman
Hammond
McCrory
Hammond
White
McCrory
Scarborough
McCrory
Hammond
McCrory
Hammond
White
McCrory
Loring
Hammond

Tape 1, Side 2

6:15 Recess for Dinner
6:25 Reconvene

Hammond - Roll Out Garbage
White
Mangum
Wayman Pearson
Mangum
Patterson
Martin
Pearson
Martin
Pearson
Wheeler
Pearson
Wheeler
Pearson
Clodfelter
Pearson
Clodfelter
Pearson
Clodfelter
Pearson
Martin
Pearson
Wheeler
Pearson
Reid

Why not FY-94

Pearson
Reid.
Syfert
Wheeler
Hammond
Pearson
Hammond
Pearson
Hammond
Pearson
Hammond
McCrory
Hammond - Straw votes 6/16
White - Do you have the info you need to make a decision on 6/16
Patterson
Reid - Privatize?
White - 2 separate decisions
2 separate issues
Reid
White -
Patterson
Martin
Patterson

Martin
Wheeler
White
Patterson
Hammond
Wheeler
Hammond
Clodfelter
Reid
Patterson
Wheeler
Patterson
Morgan
Patterson
Hammond
Majeed
Hammond
Patterson
Alexander
McCrory
Patterson
Clodfelter
Alexander
Clodfelter
Hammond

Clodfelter
Alexander
Hammond
Alexander

Adjourn 6:50 p.m.

Budget Public Hearing 6/7/93

Mayor absent
Campbell
Clodfelter ✓
Hammond ✓
McCrory ✓
Majeed ✓
Mangum ✓
Martin ✓
Patterson ✓
Reid ✓
Scarborough ✓
Wheeler ✓

7:00

Hammond -
Budget Video -
Hammond
Michael Dullea
Hammond
James Barnette
Veronica Sorban
Hammond
Sorban

Ken Bostic
Linus Whitlock
Hammond
White
Officer P. J. Anderson
David Holland
Marvin Wilson
Dan Murphy
Jerry Biers
Donzell Payne
Norton Weber
Chip Harris
Bill Strain
Trent Hall
Harley L. Smith
Marvin B. Smith
Barry E. Beamer
Brenda Campbell
Ed Mc Maher
Pat Garrett,
Sandra Kerrigan - Tape 2 8:30p.m.
Alice Oliver
Chuck Rinaldi
Hammond
Kayle Johnson

Ellis Jones
Donna Savage
Hammond
Tom West
Steve Luquire
Helena Tidwell
John Hayes - Housing Authority
Dwight Spreng
Preston Pendergrass
Joe Miller
Ozzie Holshouser
Tom Mangum
Reid
~~[illegible]~~ H
Whe /Patt Clse Hrg.

3 Council Districts
Mangum
~~[illegible]~~ Mangum /Wheeler.

Mangum /DMC

9:25 p.m.

MAYOR'S SCHEDULE
June 7, 1993

7:00 BUDGET HEARING

1. Michael Dullea, 7171 Old Providence Road - 365-1474
2. Kayle Johnson, 6916 Lancer Drive - 543-5705
3. Rev. James Barnette, 1335 Dean Street - 333-6471
4. Veronica Sorban, 2920 Apt #5, Kilborne Drive - 336-4043 - EMPLOYEE BENEFITS
5. Ken Bostic, 3701 Craig Avenue - 336-2315 - Employee Benefits
6. Linus Whitlock, 6108 White Feather Lane - 336-2316 - Employee Benefits
7. Officer P. J. Anderson, 2518 Heathershire Lane - 336-2325 - Employee Benefits
8. David Holland, 9810 Pinewood Lane, 336-7897 - Employee Benefits
9. Marvin Wilson, 4419 Monroe Road, 331-9515 - Employee Benefits
10. Dan Murphy, 4600 Sweden Road, 552-6726 - Employee Benefits
11. Jerry Biers, 4600 Sweden Road, 552-6726 - Employee Benefits
12. Donzell Payne, 4600 Sweden Road, 552-6726 - Employee Benefits

CANCELLED ~~13.~~ Ralph Edward, 14020 Shopton Road West, 588-2738 - Employee Benefits

14. Harton Weber, 3945 Rockfern Road, 394-4595 - Employee Benefits
15. Chip Harris, 13715 Seaton Drive, 336-2456 - Employee Benefits
16. Bill Strain, 625 Allister Drive, 526-0317 - Employee Benefits
17. Trent Hall, 4612 Tewkesbury Road, 357-6064 - Employee Benefits
18. James A. Weaver, 4100 Tyvola Road, 357-6064 - Employee Benefits
19. Rebecca Burch, 4100 Tyvola Road, 357-6064 - Employee Benefits
20. H. R. Smith, 8501 Moody Road, 537-8736 - Employee Benefits OVER
21. ~~Linda Albright~~ Brenda Campbell, 301 South Brevard Street, 332-9034 - Victim Assistance Program
22. Ed McMahan, 5815 West Park Drive, 523-8661 - Crises Assistance Energy Fund
23. Pat Garrett, 1201 Greenwood Cliff, 342-0093 - Housing Partnership
24. Alice Oliver, 7326 Glenbrook Lane, 596-0481 - Housing Partnership
25. Chuck Rinaldi, 9132 Chimney Ridge Trail, 548-8590 - Housing Partnership
26. Sandra Kerrigan, 7030 Vickham Lane, 596-9001 - Housing Partnership
27. Ellis Jones, 910 North Alexander St., 336-6527 - Family Housing Services

✓#21 Marvin B Smith, 650 Lewes Court, 399-3198

~~#22 L J Anderson, 2518 Heathcliffe Dr - 847-1278~~

✓#23 Barry E Beemer, 6220 Vernadale Rd - 568-7231

✓# OZZIE HOLSHOUSER

28. Janice Mackey, 1824 Anderson Street, 342-0905 - Family Housing Service

29. Tina Weathers, 6509-A East Harris Boulevard, 535-7054 - Family Housing Service.

30. Donna ~~Salvage~~ SAVAGE, 8200 Peyton Randolph Drive, 865-2357 - General Services, Tree Management Section.

31. Tom West, 1009 East Boulevard, 334-8215 - Budget regarding engineering and trees

32. John Harris, 4201 Congress St. 556-1717 - Final Four

33. Hugh McColl, III, 301 S. College Street, 348-2200 - Final Four

34. Steve ~~Liquire~~ LUQUIRE, 1900 Rexford Road, 366-0999 - Final Four

35. Helena Tidwell, 214 North Church Street, 372-9667 - Budget Request for Arts and Science Council.

36. John Hayes, 1809 Browning Avenue, 336-5227 - Safe Neighborhood Awareness Program

37. Dwight Spreng, 7407 Quail Hill Road, 399-4521 - Budget Request for Sisters City Committee.

38. Preston Pendergrass, 232 Skyland Avenue, 332-4951 - Storm Water Fee

39. Joe Miller, 4413 St. Ives Place, 362-7757 - City Budget

Linda Willock

% OF INSURANCE COSTS PAID BY EMPLOYEE

(INCLUDES DEPENDENT COSTS)

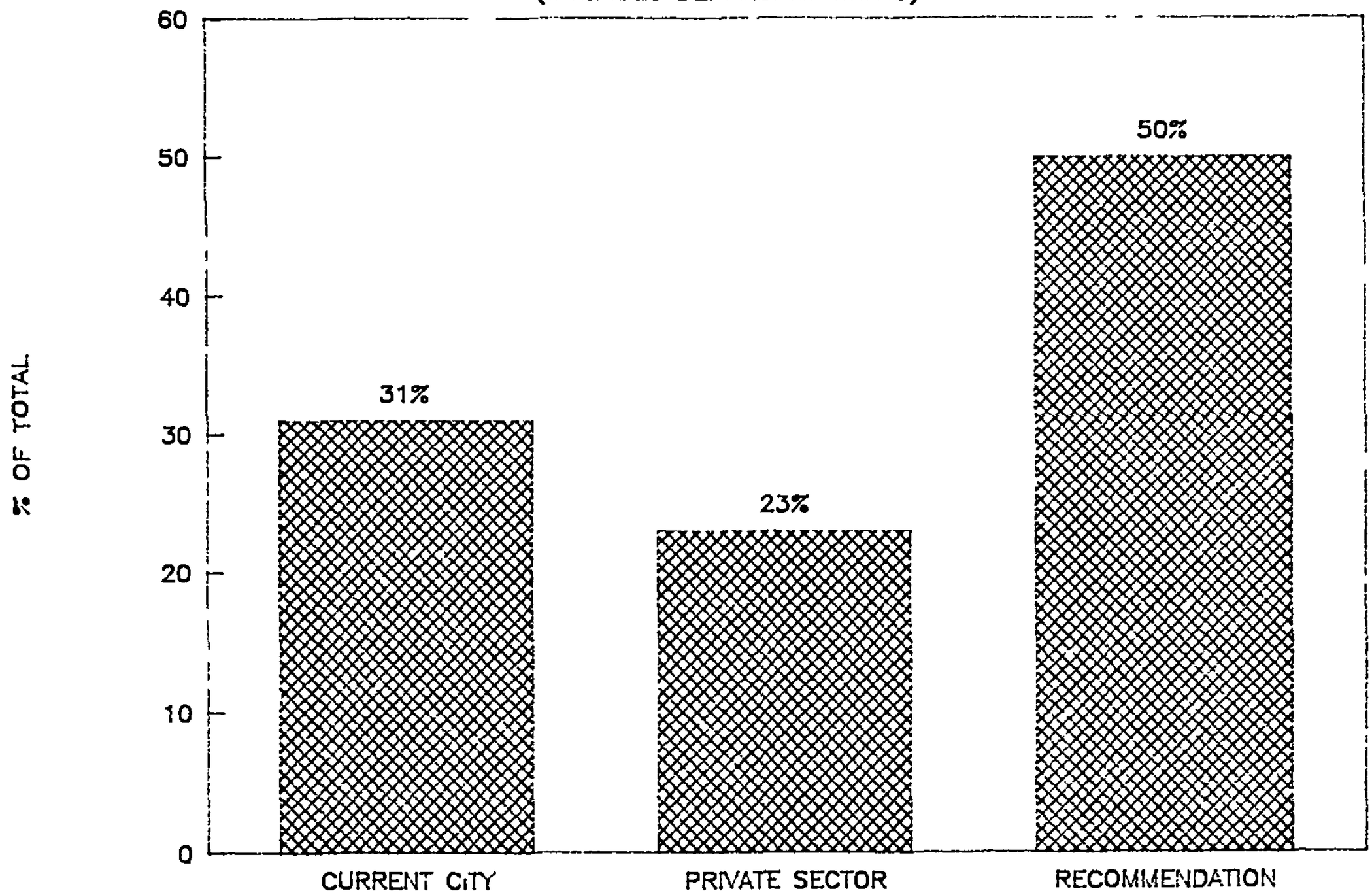

Source: Mayor's Compensation Task Force Report

How Much Should We Pay?

% of employee contribution for family coverage

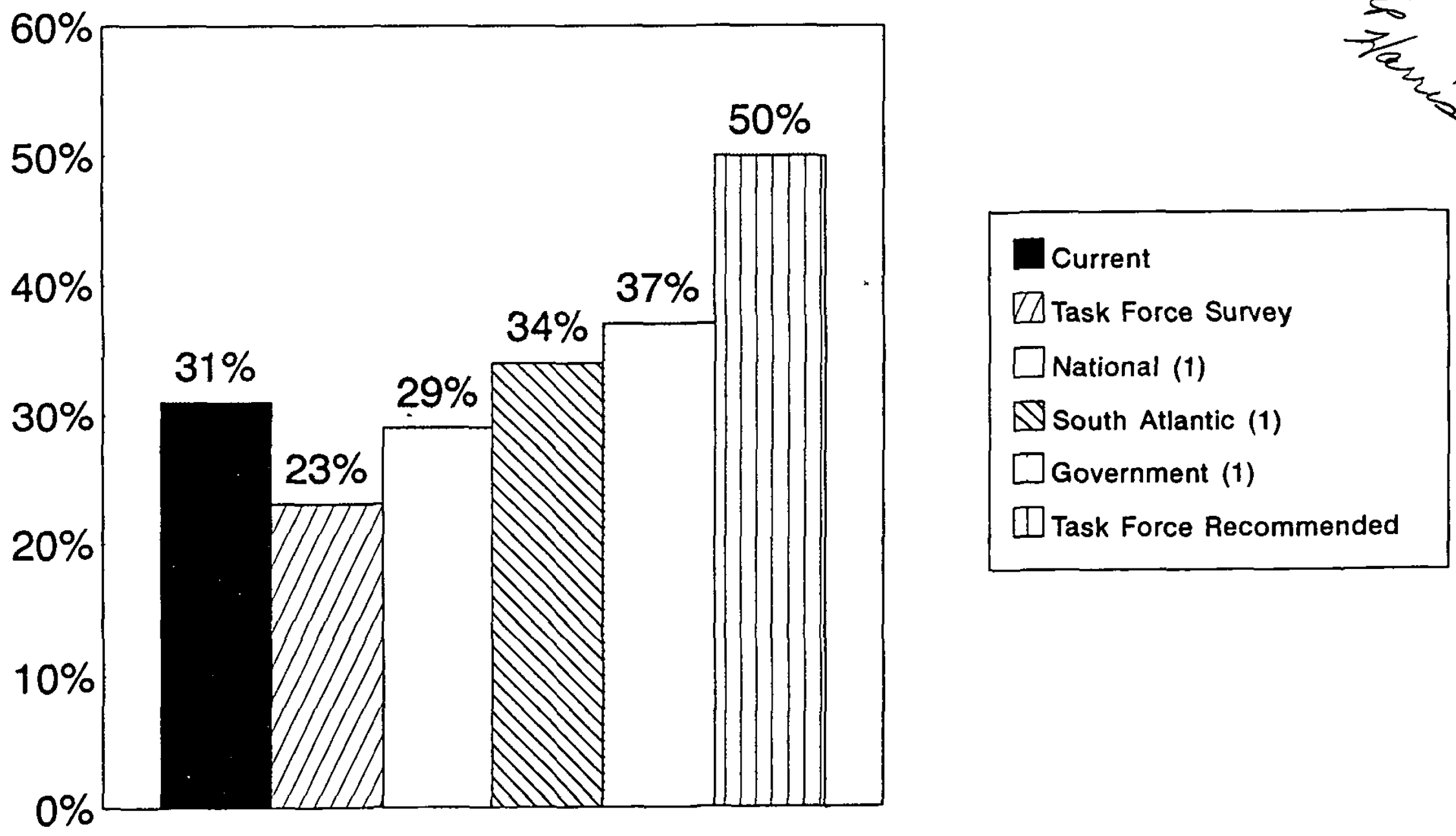

(1) from 1992 benefits survey by Foster Higgins

How Much Do Others Pay?

% of employee contribution for family coverage

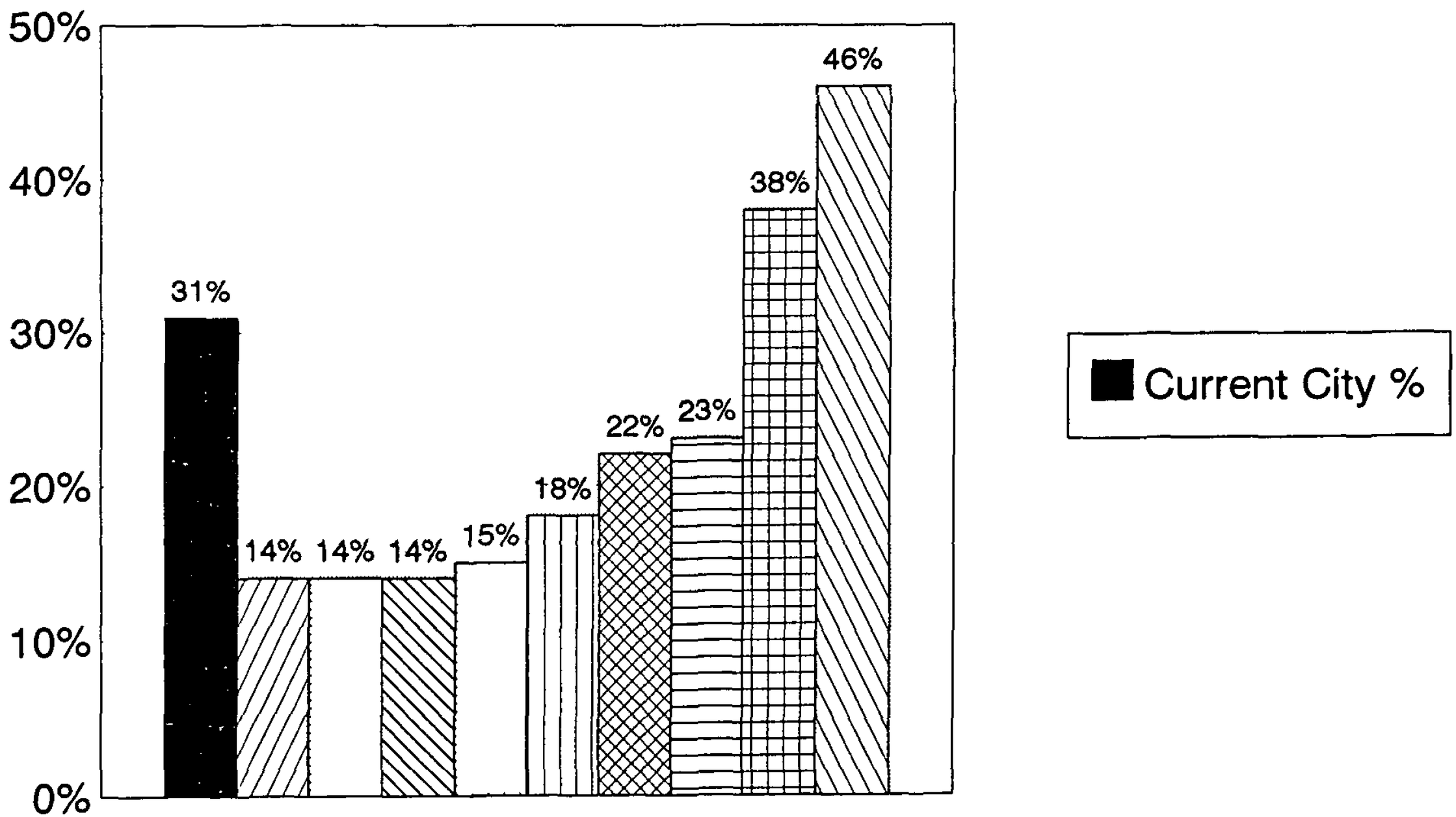

data on private sector companies as exhibited in Task Force report

Foster Higgins

CONSULTANTS ON EMPLOYEE BENEFITS

1992

HEALTH CARE BENEFITS SURVEY

REPORT 1
MEDICAL PLANS

EDITORIAL 2
MANAGED CARE TO THE RESCUE—AGAIN

OVERVIEW 4
COMPARING MEDICAL PLAN TYPES

TRADITIONAL MEDICAL INDEMNITY PLANS 16

FUNDING AND ADMINISTRATION 19

PREFERRED PROVIDER PLANS 21

POINT-OF-SERVICE PLANS 24

HEALTH MAINTENANCE ORGANIZATIONS 27

OTHER HEALTH CARE BENEFITS 30

APPENDIX 32
TABLES OF SURVEY RESPONSES

The Foster Higgins *Health Care Benefits Survey* was established in 1986 as a way to collect and share information on employer sponsored health benefit programs and cost management initiatives The results of the 1992 survey are being released in a series of three reports which may be purchased from Foster Higgins

The survey questionnaire was distributed in the summer of 1992 with the help of employer coalitions around the country This report reflects the input of 2 448 employers whose plans cover a total of 12 0 million employees and their dependents Respondents include private and public organizations of all sizes and industry types from all 50 states Nearly half the Fortune 500 companies participated as well as 47 state governments

HOW TO GET MORE INFORMATION

This report reflects only a portion of the data collected The total body of information dating back to 1986 is stored in our survey database If you would like more information than is presented here please contact us to discuss whether our database can supply what you need Foster Higgins survey specialists can also design and conduct a customized survey by phone or by mail if you need data on a topic that was not addressed in our survey or if you would like to target a specific group of respondents Call or write

FOSTER HIGGINS
Survey and Research Services
212 Carnegie Center
Princeton NJ 08543
609 520 2289

PREFERRED PROVIDER ORGANIZATIONS

	1 Percentage of respondents requiring contribution of							
	No contrib required	1–9% of premium	10–19% of premium	20–29% of premium	30–49% of premium	50% or more	Average contrib (% of PPO premium)	2 Average monthly contrib (in dollars)
ALL RESPONDING EMPLOYERS	40%	10%	20%	19%	7%	2%	20	$37
BY REGION								
PACIFIC	51%	9%	21%	14%	4%	1%	18	$45
MOUNTAIN	39	10	20	29	2	—	18	28
NORTH CENTRAL	36	13	23	22	5	1	18	32
SOUTH CENTRAL	35	13	19	19	7	7	22	34
NEW ENGLAND	36	9	17	28	6	4	20	41
MID-ATLANTIC	38	11	18	17	15	2	21	39
SOUTH ATLANTIC	43	6	17	17	13	4	24	40
BY INDUSTRY								
CONSUMER PRODUCTS	53	—	20	27	—	—	20	48
MANUFACTURING	44	15	20	17	3	3	17	32
MINING/CONSTRUCTION	38	4	8	21	25	4	29	45
ENERGY/PETROLEUM	12	6	41	41	—	—	17	30
WHOLESALE/RETAIL TRADE	24	9	11	33	20	2	23	37
TECHNICAL/PROFESSIONAL SERVICES	33	2	23	22	16	5	24	43
UTILITIES	35	17	39	9	—	—	13	26
TRANSPORTATION SERVICES	55	15	5	15	5	5	21	41
HEALTH SERVICES	52	9	18	14	6	1	18	38
FINANCIAL SERVICES	7	7	30	39	16	2	22	39
COMMUNICATIONS	46	23	15	15	—	—	12	25
GOVERNMENT	60	14	11	13	—	1	17	34
EDUCATION	41	13	21	18	5	3	21	52
INSURANCE	44	9	30	14	4	—	16	34
OTHER	38	9	24	13	9	7	21	34
BY TOTAL NUMBER OF EMPLOYEES								
UNDER 500	56	5	13	17	6	3	21	39
500–999	36	10	27	16	9	1	19	36
1000–2499	34	13	25	23	4	2	18	35
2500–4999	33	15	18	22	10	2	19	38
5000–9999	33	11	24	17	10	5	21	38
10000–19999	36	13	25	15	9	2	19	37
20000–39999	13	13	33	27	13	—	19	39
40000 OR MORE	44	12	12	24	3	6	24	41
	N = 792							N = 405

	1 Percentage of respondents requiring contribution of							
	No contrib required	1–9% of premium	10–19% of premium	20–29% of premium	30–49% of premium	50% or more	Average contrib (% of PPO premium)[1]	2 Average monthly contrib (in dollars)
ALL RESPONDING EMPLOYERS	16%	9%	20%	25%	18%	13%	29	$117
BY REGION								
PACIFIC	21%	9%	22%	22%	15%	11%	28	$129
MOUNTAIN	10	10	26	15	21	18	30	126
NORTH CENTRAL	17	9	26	28	11	8	24	98
SOUTH CENTRAL	8	6	13	25	23	26	35	109
NEW ENGLAND	21	13	13	33	12	8	24	121
MID-ATLANTIC	26	10	18	21	18	7	28	117
SOUTH ATLANTIC	8	6	13	23	30	19	34	134
BY INDUSTRY								
CONSUMER PRODUCTS	20	7	20	33	13	7	22	67
MANUFACTURING	15	17	26	23	12	9	23	95
MINING/CONSTRUCTION	18	5	5	36	32	5	29	119
ENERGY/PETROLEUM	—	6	41	41	—	12	24	91
WHOLESALE/RETAIL TRADE	14	2	10	37	29	8	30	115
TECHNICAL/PROFESSIONAL SERVICES	8	3	13	24	30	24	38	152
UTILITIES	25	8	38	21	4	4	21	73
TRANSPORTATION SERVICES	18	6	24	18	24	12	27	110
HEALTH SERVICES	24	4	18	20	22	12	30	120
FINANCIAL SERVICES	—	5	16	42	23	14	31	126
COMMUNICATIONS	46	15	15	23	—	—	26	71
GOVERNMENT	25	9	12	17	14	23	37	129
EDUCATION	9	9	28	19	9	25	32	161
INSURANCE	16	6	22	24	22	12	29	122
OTHER	19	12	17	21	14	17	26	114
BY TOTAL NUMBER OF EMPLOYEES								
UNDER 500	19	7	17	19	17	21	34	134
500–999	12	9	22	19	22	16	30	119
1000–2499	11	10	22	31	16	10	26	106
2500–4999	15	9	17	34	18	8	25	108
5000–9999	15	8	23	22	18	13	28	115
10000–19999	24	10	24	20	20	4	24	103
20000–39999	14	7	7	50	21	—	24	126
40000 OR MORE	28	6	22	19	13	13	28	107
	N = 740							N = 616

June 7, 1993
Budget Public Hearing
Minutes Book 102, Page 207

The City Council of the City of Charlotte, North Carolina convened for the Budget Public Hearing on Monday, June 7, 1993, at 7 00 p m in the Meeting Chamber of the Charlotte-Mecklenburg Government Center, with Mayor Pro Tem Ann Hammond presiding Councilmembers present were Dan Clodfelter, Pat McCrory, Nasif Majeed, Tom Mangum, Hoyle Martin, Cyndee Patterson, Don Reid, Ella Scarborough and Lynn Wheeler

ABSENT: Mayor Richard Vinroot and Councilmember Stan Campbell

* * * * * * *

Mayor Pro Tem Hammond called the meeting to order and gave a few high lights of the FY-94 Budget Plan The budget includes $189 3 million for the General Fund which is a decrease of 2 6% from the current year There are increased resources for public safety There is a proposed fall bond referendum of $98 2 million, of which the majority is for water and sewer, but $27 million for environmental bonds There is no proposed increase in the tax rate for FY-94 and the rate is proposed to remain flat at $ 436 per $100

Ms Hammond introduced a budget video "Partnership of Promise" and gives a very good overview of what is proposed in the budget

Michael F. Dullea, 7171 Old Providence Road, stated taxpayers are shocked when politicians do not pick their wallet He said he was there to express shock and applaud the City Council for demanding a no tax increase budget, however, the City Manager must face employees who will be giving up some benefits to make this budget possible Many City employees are talented and hard working and deserve the opportunity to earn more Mr Dullea told stories of how he feels City employees waste time and money He suggested the compensation criteria should be changed by permitting accountability down the line Compensate the employee, not on how many people they manage or how big a budget they can garner, but on a percentage of budget reductions through better efficiency

Rev. James Barnette, 1335 Dean Street, stated he had spoken before Council many times and he has presented proposals, told the Council they need funds, but the frustrating things about today is that he left people at the Memorial Wall asking questions about loved one and what can they do to tell the Council about a program that is working He said he wanted their program funded and when it becomes ineffective, cut the funding out He said he did not want to have to come before Council every year because he feels like a solider on the front lines, coming from a heated battle to tell the General what he is going to do and how he will fight the battle He said the people started the program and it is working, but they need funds to keep it working

Veronica Sorban, 2920 Kilborne Drive, Apt. #5, stated she was a City Employee and she supervises other City workers Over the past few years, like other taxpayers, the employees have listened to the Council talk about their vision for Charlotte's future She asked the Council who they depend on to carry out the day to day work of building that vision into reality? They have heard Council talk about investing in improvements such as the new Convention Center and the Stadium, to make Charlotte a "world class" city, but who is going to provide the quality service needed in that "world class" city? The employees have been told over the past three years that the City has a "can do" attitude and is striving for 100% customer satisfaction in all its services Who has done the actual work to keep up the quality and the volume of services despite significant cuts in the City's work force The employees have been told by the Council and City Administration to downsize, to work smarter and to do more with less Who do they think has shouldered the extra work load in those downsized departments

Ms Sorban stated that actions speak louder than words and the Council's actions are sending the employees an entirely different message Their actions tell employees that Council does not want employees who do their best to provide good and loyal service to this City to work toward the Council's vision of a better future The Council's votes to cut the benefits and increase the cost tells the employee that the Council wants a work force characterized by low moral, high stress and no faith that the City Council cares as much about the welfare of the employees as they do back yard garbage pick-up and NFL teams The attempts to get rid of longevity pay

mpl

which is offered by 107 municipalities in the state tells the employees that the Council does not really value experience and loyalty of workers, but in fact penalize continued good service The selective comparison of individual benefits focuses only on the insurance and longevity the employees have, but completely ignores the other private sector benefits the City employees do not have, such as matching savings or 401-K Plans, profit sharing and stock options, and most of all the power or collective bargaring with a union to represent the interest of the workers This tells the employees that the Council is encouraging the best of the employees to leave the City work force for the private sector Many employees have begun to take that message to heart and many who can, will leave and the work force that is left will be shaped by the Council's action, a work force made of dissatisfied, demoralized employees who see little benefit for striving for excellence only to lose ground in pay and benefits Employees who will see small value in their work, have minimal concern for customer satisfaction or quality service and will have no trust or confidence in the leadership of the Council or City Administration

Ms Sorbam said, as a supervisor, she does not want to work in that kind of atmosphere and does not believe any City worker wants that The employees do not want to be adversaries with the City and do not want to be forced to find ways to defend themselves, but the Council is fast making those choices for the employees She asked the Council to reconsider the message they are sending the employees and to the City when they take the easy way out by dropping the budget burden on the shoulders of the employees It takes no courage to do a quick fix to current budget problems by sacrificing the welfare and future of the front line workers

Ken Bostic, 3701 Craig Avenue, stated he is currently employed as a traffic signal electrician in the Department of Transportation (DOT) Operations Department There are several serious concerns throughout the City employees First is the health insurance It seems as though every time the employees get a raise the cost of insurance goes up He asked the Council to put themselves in the shoes of the City employees who work in the hot, the cold, and rainy weather who are told they are getting a raise, then find out it will be used to pay for health insurance increase He asked if there will ever be a time when Council will put a cap on what employees can be charged for insurance and other benefits He wonders if he will have to get a part time job to pay for his benefits from the City

Mr Bostic gave an example of what happens with regards to pay, insurance and taxes, etc for a Labor II with a spouse and two children After taxes, social security, retirement and dependent medical coverage, his take home pay is only $179 58 per week What will happen to the family coverage if the price of the benefit package goes up

Mr Bostic stated 25 years ago the Signal Department had 250 to 275 intersections with eight people on four trucks Currently there are 550 intersections with six people on three trucks, covering a total of 1,600 square miles The amount of signal equipment has increased five times as much, such as the signals, controllers, detector loops, etc The amount of pavement markings have also increased as well as the amount of signs being installed On the decrease is the amount of employees to do the work

Mr Bostic stated another concern of employees is the longevity pay Longevity means a great deal to those who are fortunate to receive it and it comes at a time of the year when it is most needed, around Christmas time It helps people enjoy this time of year a little more, but most importantly, the employees deserve it Each year several people retire, therefore with employees leaving the cost of longevity goes down and one by one it is phasing itself out He asked why mess with something that is working quite well

Mr Bostic stated the Council is looking down from their executive desk, and asked them how they know what is good for the employees He feels the Council is out of touch with the employees and gave an example At Council's request, Councilmembers Patterson and Reid were scheduled three different times to go out and spend a couple hours with the Signal Department to see the sign shop and see how, with only 42 employees, they fabricate, install and maintain all traffic signals, flashers, pavement markings for the entire City

Mr Bostic stated he came to the City a little over three years ago for the same reason folks did 25 years ago - the sense of security, a raise each year, retirement and several other benefits

which he was told when he was hired he would receive Now everything is changing and the employees are not guaranteed anything, not even their jobs

Linus Whitlock, 6108 White Feather Lane, stated he wanted to address a basic finding and recommendation of the benefit sub-group of the Mayor's Compensation Task Force to show how their data directly contradicts their conclusion There is a misperception among the general public that City benefits are far better than those provided by the private sector The Task Force sub-group have simply repeated that misperception while ignoring the data in their report which directly contradicts this conclusion

Mr Whitlock stated the Task Force mistakenly concluded that the cost sharing ratio for health benefits was too generous to the employee and recommended that they phase into the employee paying a full 50% of employee plus family coverage This finding is directly contradicted by the data buried in tabular form in their report City employees are currently charged $107 per month for that medical coverage, which is 31% of the entire premium The average which private company employees have to pay for similar and usually better coverage, is only $83 or less than 23% of the entire premium There are other companies, not included in the survey, where the employee pays absolutely nothing for his own or his family's insurance These companies include Southern Bell, IBM, 3-M and General Tire The recommendation that the employee pay a full 50% of the premium for the family coverage is not at all supported by the private sector data This would force the employee to pay more than twice as much on average than an employee working for a company in the task force survey Mr Whitlock gave Council a sheet which shows the current percentage of the entire family insurance paid by the employee which is 31% The second bar shows the average percentages paid by employees of the private sector companies, included in the Mayor's Task Survey, only 23% The third bar represents the percentage which the Task Force recommends the City employees pay which is 50% He stated to the Council that the benefit sub-group of the Mayor's Task Force has produced findings and recommendations which are not supported by the data in their own report The Council's proposed actions have been based on the Task Force recommendations while ignoring a perfectly reasonable recommendation from staff He asked the Council to examine this data before they carry through on the recommendations and they will find the plan by Human Resources was much more competitive in the market place for workers

Ms Hammond asked someone from staff to take the chart referred to by Mr Whitlock and give Council the percentages on the family and employee section by the companies listed She feels this is confusing because there is some conflicting data on that

Officer P. J. Anderson, 2518 Heathershire Lane, stated he was very uncomfortable and never dreamed over two decades ago that he would be standing in front of his employer asking them to fulfill their commitment to him He said he came to the City 23 years ago with five things - black hair, youth, heath, the shirt on his back and the willingness to work, and the Charlotte Police Department allowed him to work but not until they told him exactly what was expected There were no questions asked and it was not negotiable Honesty, integrity, dedication and the willingness to put his life on the line, more times than he cares to remember, for people he does not even know to protect them and their property He was told if he would do this, the City would give him a salary, vacation, sick days, emergency leave days, longevity, medical insurance and that was the deal

Officer Anderson stated they have a man in the White House that ties up the busiest airport in the country for an hour to get a $200 hair cut and he has the nerve to tell people they need to sacrifice The County Commission gives themselves a 30%+ raise when they have people who are praying for a job, much less a raise He said with all due respect, the City Council has invested vast amounts of money to buy property for a stadium they do not have for a franchise they do not have If Charlotte gets the franchise, the Council will all be applauded for their foresight, but if they do not get it, they will have gambled a great deal of money, and the last time he checked gambling was illegal in North Carolina

Officer Anderson stated for the last 23 years he has fulfilled his commitment to the City of Charlotte and to the Citizens After the Council gets through hacking up what the employees have see if they can say the same thing

mpl

David Holland, 9810 Pinewood Lane, stated he was an Investigator in the Police Department and is representing the Police Benevolent Association The Mayor's so called Task Force on health care benefits made a recommendation which the association cannot find to be supported by the research available City employees perceive this as part of a programmed intentional, politically motivated raid on their benefits The raid is being made on top of three years without a cost of living adjustment and after a serious downsizing on the part of the City Manager *Going forward with the task force recommendations is unwise and untimely on top of these other* burdens These recommendations were made without any conception of the current state of employee relations, with no appreciation of the employee's ability to look at the research data and draw their own conclusions The letter from the task force to the Mayor would have the Council treat the employees as an adversary and embitter the employees they seek to empower He said if you treat someone like an enemy, they will start to act like an enemy

Mr Holland stated the Council could correct this problem within the next few weeks The employees did not particularly like the Manager's Point of Service Plan, but they were prepared to accept it as reasonable and necessary under the current state of health care and declining revenues in the City The Council's action to accept the Manager's plan for a year and defer this task force recommendation would fit within the Manager's current budget The Council could salvage their credibility and preserve some of their integrity All that needs to happen is to change the plan

Marvin Wilson, 4419 Monroe Road, stated the task force did not represent the population of the City - they only had three minorities on the force He feels they should do a little better than that With regards to privatization, Barney Lawson's best example was a city that went private and then went back to the City He said Mr Lawson called that success, but he does not think that is success, but is a failure for privatization

Mr Wilson stated the City has not received raises for the last three years and are behind in the CPI The purchasing power is not keeping pace with anything but a slow snail Every time the City has a special project, the employees suffer He feels the employees have given up anywhere from $5 to $10 million in salary for the stadium He asked why the employees could not have some of the seats which are being offered because they have already paid for them?

Mr Wilson stated the task force proposed insurance and compensation changes are a slap in the face of the employees and they are not willing to stand for those changes He referred to the examples in the proposal and stated an employee could pay out $7,200 in a year from an average salary of $28,000 which is 26% of pretaxed income and the employees cannot stand that The proposal also wants to give out savings, merit raises and bonuses, but why not let the savings go back into the plan itself The bonus program of the past have already proven to be unrealistic like the one the Council just threw out

With regards to longevity, Mr Wilson stated no one has given a valid reason to take this away Twenty-five years ago, the recruiter told him this was part of his salary, and now the Council is saying it is not, so who is right and who is wrong Mr Wilson stated Councilmember Reid wants to hire 100 police officers, but who is going to recruit them? The Council will have to recruit them, and tell them the City wants them to work 365 days, 24 hours a day, Christmas, Easter, Fourth of July, Thanksgiving, every week-end and every holiday, but they will not give them any benefits He asked if that was what they wanted for their new work force? He referred to an article in the morning paper in which Councilmember Patterson said benefits were rewards and said employees do not look at benefits as rewards, but part of their salary

Mr Wilson asked the Council to reject the task force recommendations and adopt the staff's recommendation He urged them to support the employees for once in their term as a City Council

Dan Murphy, 4600 Sweden Road, stated as of June 7, 1993, specific costs information regarding the proposed City employee health insurance plan is pending recalculation by Provident Insurance Company, however the Mayor's Task Force has offered their proposal without having the final costs figures and the City Council has agreed to go ahead with this proposal City Department Heads and Managers have been told some of the proposed costs and

passed them down to employees The approximately dollar amount is a monthly increase of $80, thus bringing the cost of dependent insurance to approximately $200 per month There are approximately 4,200 City employees expected for enrollment in this program, it is a significant and unrealistic cost increase This will result in one week take home pay for himself as well as many other employees per month He said he cannot afford this In light of this situation, the employees asked the Council to wait until specific cost information is made available to both City Council and employees before they implement the task force recommendations

Jerry Biers, 4600 Sweden Road, stated he works for Equipment Services Division and has been with the City for 18 years For the past three years the Council has put much of the burden of balancing the budget squarely on the shoulders of the City employees, rather than make realistic cuts and adjustments in services they have adopted changes that is a quick fix for the City's long term budget problems He said his major concern was the significant increase in dependent insurance costs, deductibles and out of pocket expenses He feels employee needs are the first to be sacrificed in the budget, even against a recommendation of the City Manager The task force recommended employees pay at least 10% of their own insurance costs as well as higher dependent and retiree costs at 80% benefits He said what is really upsetting is that Council has approved the recommendation from the task force without any significant cost information from Provident Insurance Company, therefore he asked Council to wait until the cost information is made available to both the Council and employees before implementing any recommendations

Donzell Payne, 4600 Sweden Road, stated he was currently employed with the Water Distribution Department and is President of the Charlotte-Mecklenburg Employees Association He said in all due respect, it is an insult to go out and hire a task force to tell him he is not doing his job If he were a member of the City Council he would take that as an insult When you are trying to save money why hire someone to tell them something like this? He feels it is a shame Why privatize the City employee's jobs when they can contract the City employees to do the job they have been doing for years, and years, and years? The bottom line is the City employees are taxpayers and they are also voters

Harton Weber, 3945 Rockfern Road, Mr Weber read the following statement "I bring you greetings from the neighborhoods of west Charlotte I am Harton Weber and my business has been located in west Charlotte for about 20 years In the last three years, I have witnessed and been active in the process of great change in this part of Charlotte We as a community are making progress in the never ending battle of crime control and have joined with our Police Districts in a partnership to help implement Community Policing in our area We feel very strongly that these budget hearings may now very effectively halt out efforts

As members of Wilkinson Boulevard Development Corporation Business Division, we have entered into a clean-up and beautification of Wilkinson Boulevard This is a major corridor from Charlotte's new international airport to the downtown district The City Council, city staff and the Wilkinson Boulevard Development Corporation have been working together for about 9 years in the development of this project More funds will be needed to complete the project and we can only hope it won't take another 9 years for us to find the necessary funds It's an ongoing battle

You see, West Charlotte has been called to fight for righteous projects for its very existence for many years We are watching and waiting in the wings again as we see unpleasant things arise

As Chairperson of the Law Enforcement Committee of the new Airport Area Council of the Chamber of Commerce, I echo the resolves of my committee and of the entire Airport Council Cutting benefits of City employees and discontinuing longevity pay can only spell increased causes for problems into the future This can open old wounds as well as create new ones in the chapters of the relations of City-County workers and our government officials

We of the West Charlotte community are in agreement with the rest of the city and county residents that we do not like high taxes We offer, not solutions to the problems of budget shortfalls, but the same challenge to our local government as the federal government - cut spending first

mpl

Mr White, our City Manager, has on local radio, offered himself as a tough customer We ask him to prove this by finding other ways to balance this budget other than higher taxes or lost benefits to our city employees

All of us live each day by a process of priorities and limitations My friends and associates along with my committee feel that the priority here is to continue to supply quality services from public servants who are proud and happy with their positions We feel that to jeopardize this attitude by asking these people to accept what ends up to be a salary reduction is inappropriate

As we in West Charlotte ask more of our City employees due to Community Policing and community clean-up, we ask the support of City Council in upholding the benefits of these workers in their every increasing roles of service to the tax paying public Limitations due to poor attitude from lack of support cannot be justified by the taxpayer or by the City Council

Mayor Pro Tem Hammond stated the Council was presented a balanced budget by the City staff, with the same tax rate without the loss of employee benefits they are hearing about She feels that is a good effort by employees as well as the management staff

Chip Harris, 13715 Seaton Drive, stated he was employed by the City as an Economic Research Analysis in the Finance Department He is speaking in concern to the Mayor's Task Force recommendation regarding the City employee medical benefits He said he had analyzed the task force report and has some significant observations This recommendation includes implementation of a cost shifting strategy such that City employees will be required to pay 50% of their family medical coverage costs He feels this 50% requirement is not supported by market data (Mr Harris presented Council with a graft to illustrate this point) He explained the graft by saying the first bar indicates the current City contribution of 31%, which is the $107 employees currently pay for their dependent coverage The next bar at 23% represents the average of the nine private sector companies included in the survey information of the Mayor's Task Force Committee, which is less than the 50% they have recommended to the Council for City employees The next three bars represents research which he has done and comes from a national survey by Foster and Higgins Insurance Consultants This survey covers 2,448 employees from both private and public sector and includes half of the Portion 500 Company as well as 47 state governments These averages compare favorably with the current city percentage of 31% The last bar is the 50% requirement that is included in the Task Force recommendation and is obviously higher than any of the other averages

Mr Harris stated in light of this data, how did they come up with the 50% This recommendation is modeled after a plan offered by NationsBank, so why should the City not be like NationsBank? He feels the important factor is the demographic profile of NationsBank versus the City His assumption is that a significant portion of NationsBank employees are not the primary family income and therefore do not rely on NationsBank for their primary medical coverage In contrast his assumption of the City is that a greater portion of City employees rely on the City for their medical coverage, particularly the City's front line employees such as Fire, Police, Sanitation and Street Maintenance

Mr Harris stated the data in the report and other data available simply does not support the recommendation that the employee should pay 50% of the family medical coverage The current contribution of 31% seems comparable with the national averages Some fine tuning in the cost shifting may be necessary, cost shifting from 31% to 50% seems quite excessive

Bill Strain, 625 Allister Drive, stated he joined the Fire Department 20 years ago and at that time he heard the older fire fighters talking about how it used to be and how it was getting worse He recalls thinking how great it was and wondered why they were disgruntled Now, he is one of the older fire fighters and can say "boy, how it used to be" He said he came to the Fire Department because he believes in serving his community and helping others Benefits were good, it was a job with a future and a decent retirement He has worked hard, raised a family and has enjoyed being a fireman He has worked on his days off so he could have enough money to give himself and his family a moderate life style and a fairly comfortable life Over the past 20 years he said he had been home once, maybe twice on Christmas with his children, but that went with the job and he accepted that While others are off on holidays the

fire fighters and Police Officers were always there to look after things The Fire Department is a big part of the EMS system and answer everything from cut fingers to gun shots and major disasters He asked the Council to respect the firefighters for that He has seen firefighters hurt, disabled and their future thrown away, but they accept it as part of the job

Mr Strain stated he had seen the worker's comp raises, health benefits go by the wayside along with numerous other benefits Firefighters have always had to work a side job in order to make ends meet and give their families a decent place and way to live He believes the Council forgets when they raise taxes for all the extras they want, the City employees are paying those taxes also

Firefighters spend a lot of off duty hours going to extra training and functions that promote the City and Fire Department The money and time spent is uncountable They have taken everything that has been thrown their way and a lot of it at the expense of their families The last round of personnel cuts, worker's comp cuts and now the proposed health benefits ax in the back is about to put them on their knees He asked the Council to get the real numbers they are dealing with and when they want to know the real numbers and how they are going to affect the employees, take the time to ask the employees, the people to which this is being done He stated the employees have been accepting little and no pay increases so please do not slap them in the face and take what little benefits they have left Just remember, when the fire, the heart attack, the auto accident happens or your child or loved one is hurt who is usually the first to come to their aid - it is your firefighter

Mr Strain stated if he has to roll out garbage he will and if they recycle a city vehicle another year, okay, but the firefighters put it on the line for the City so how about the City Council putting it on the line for the firefighters

Trent Hall, 4612 Tewkesbury Road, stated he comes to express great concern about the new incentive program, the discontinuation of the merit program and the unfairness of having to pay for insurance and other benefits For the last three to four years City employees have not received a cost of living raise, yet the cost of living has tripled Last summer several of the City employees who were not in the existing merit program were compensated by 2 5% cost of living raise, those on the merit program did not receive anything because they were looking forward to their upcoming merit step Now due to other circumstances, they will not be receiving that pay step and their pay stands still Employees are now being told that the merit raises will be discontinue until further notice The new incentive program will not be implemented at this time because increases in insurance premiums are being protested Employees are expected to pay their own insurance which will finance the new incentive program and they cannot agree with that because it too has been put on the back burner He cannot receive his merit raise in July because the plan has been discontinued He cannot receive an incentive because the pay plan has not been implemented The City Council has not approved a cost of living raise so his pay will stand still He said employees realize they are public servants, however, they are also human beings with spouses and children, bills and needs He asked why not re-implement the old merit plan because the incentive program has not been implemented By paying for the insurance, it is like a swap off, they give the employees something and then take it back Where is the incentive in that He asked how far the City employees will have to take this matter in order to be heard They can no longer swing on the hinges of being thankful that they have a job They are thankful and that is why they are there, but they need to be respected, need to be heard and need to be considered

Rebecca Burch, 4100 Tyvola Road, stated she appeals to the Council to not cut longevity pay or to use it against them as they did last year She said she was a 16 year veteran of the Charlotte-Mecklenburg Utility Department, beginning in 1977 as a meter reader and through a series of promotions is now an Office Assistant IV Last year she had one step increase left and she did not receive the one-time payment because she was entitled to 2% longevity pay The one-time payment would have been $557 57, her longevity pay was $312 89 before taxes After deductions she got $228.30 for what they use to consider their Christmas bonus because it came at Christmas Her step increase was $10 21 per week which is a total of $307 32 a year before taxes Dependent coverage went up from $23 00 to $27 weekly which is a $4 weekly increase leaving her raise of $5 91 before taxes The deductible on medical insurance went up $100 from

$100 to $200 for a total yearly increase for her of $519 whereas a City employee in the same circumstances who was hired after 1983 received a total of $1,176 compensation for last year Because she was eligible for the 2% longevity and had been promoted throughout the years, the one-time payment was lost to her This seems to send a message that experience, loyalty and long term service do not pay and are not important to members of the Council She hopes this is not the case, consider the fact that employees have been given empowerment to make judgements on their own when they are in the field working

Ms Burch stated she did not need to tell the Council how much power bills, groceries, homeowners insurance and all the things employees have to pay just like the Council has to pay to maintain their homes, have gone up She said she is only one of many, many employees in this very same situation She asked the Council to reconsider cutting the benefit the employees were promised when they were hired years ago She said the employees will not be able to utilize the NFL Stadium, because City Employees cannot afford it

H. R. Smith, 8501 Moody Road, stated he was a retired City employee and he spoke to Council on May 10, concerning his support of the Manager's plan and his opposition to some of the Task Force comments Mr Smith asked where is the Mayor tonight, it was the Mayor who appointed the Task Force and it was the task force that made these recommendations This is probably the most important meeting for the citizens to give and hear comments on the proposed budget and the Mayor should be present to hear the citizens and employees input They have heard and read his through the news media It was the Mayor who praised the task force for their report and recommendation and said he feels the task force and their qualifications and work product is almost unassailable

Mr Smith stated that after the May 10 meeting he went to the Mayor's office and requested a copy of the task force report He feels the report is questionable as submitted to the Council for their consideration and possible adoption for the following reasons They used a study which the City staff had done that was at least two years old, in other words out of date, but failed to submit a study of their own to justify their recommendations to separate the current employees and retirees They said they did not verify the accuracy of the sources they used, although they were confident their conclusions were sound Mr Smith asked "sound on what basis"? Mr Smith stated he did a survey and he did not find a single one that put in print that they separated current employees from retirees He did find two that appear to do something in this format, one company pays 60% and the employee pays 40% The other is like a grandfathered individual who still pays the same thing he was paying when he was a current employee

Mr Smith stated the task force fails to give adequate information on the total retirees All they tell in the report is the high costs for the retirees for the past two years In December 1986, there were 600 retirees under the insurance plan and currently there are 1139 retirees under the plan, which is doubled since 1986 This was caused by early retirement options which were granted and a recent incentive bonus for retirees in 1992 and 1993 which this Council approved and put a healthy fee with it Approximately one-half the current 1139 retirees are under 65 and that is the reason for the cost because over 65 Medicare pays Mr Smith stated he prepared a study of 22 cities with over 25,000 population in the State of North Carolina and none of those separate the retirees from the current employees and only 2 out of the 22 require the employee or retiree to pay anything toward their single coverage The task force recommends that a portion of the dollars savings through the benefits recommendation should be used for the merit performance and value added programs He believes if Council does this, they are asking him, a retired employee, to pay a premium and they will use his premium and other retirees to supplement the City budget He believes this is unreasonable, unethical and probably unlawful He said he had researched some of the information on the City's self-insurance plan and the investments from this self-insurance plan has made since 1985 through May 31, 1993, $1,022,724 54 If the Council will take part of that hard dollar savings and refer it to the incentive bonus, the premium for retirees and employees will rise more

Mr Smith told Councilmember Reid his slide presentation on May 10 was full of errors, specifically the fourth slide He said Mr Reid told the Council and the public that after 20 years of service the benefits are the same as full time employees - wrong, he does not have any insurance and he does not get to participate in the dental program The other misleading

information was where Mr Reid left obvious deductibles the retirees have in a number of areas He said Mr Reid continues to talk about wanting another 100 Police Officers, but he hopes the other Councilmembers, after reviewing the slide presentation, did not vote on his motion to adopt the task force recommendation because of what Mr Reid said in the slide presentation If they are successful in getting the 100 Police Officers, he hopes they will be able to promise them something to keep them and keep them interested in doing their job

Marvin Smith, 650 Reeves Court, stated he was there as President of the Westside Community Organization and has a great concern for the City employees Being retired, he appreciates the Council not raising taxes, but if you have to raise taxes a penny or two to get the City employees feeling good again, he highly recommend they do that He said he had been totally involved with the Police and Fire Departments for a number of years He served on the Civil Service Board that hired them, regrettable had to discipline some and some had to be terminated, but he is greatly concerned about all City employees, but he is speaking about his concern for the Police and Fire mostly The Police are in danger every time they put on that uniform and get on the street A number of Police have been killed in the past and God willing, it will not happen again, but the facts are there and it could happen Crime is still bad in this City, and he does not see how it can be a "World Class City" with crime rampaging in this City like it is today

Mr Smith stated it would be nice to have everything they want, but a Convention Center and a Football Stadium should have been put on hold until the economy got better Hearing so many people talk about what it will costs to be able to buy a football ticket, bothers him Mr Smith stated he rides with the Police and Firemen and knows what they face, and in fact he took a shot gun out of the scabbard one time because he felt the Police Officer was going to be killed He said he had been ridiculed about that, but he would do it again if it was necessary The Firemen make all the medical runs and are exposed to all kinds of disease this world affords He prays it never happens to anyone of them, but it can and riding with them, he has seen blood run out of their gloves and up their arm because a person was bleeding so badly There is the gasoline tank farm and most of the chemical plants on the west side and he prays that nothing never happens because if it does, Tryon Street will probably be blown into the Catawba River Mr Smith stated he lives on the westside by choice, he was raised out there and he loves it and hopes the Good Lord will let him die out there He asked the Council to go as easy as they possibly can on the City employees because they are real unhappy now and no employee can do 100% job if they are unhappy

Barry E. Beamer, 6220 Vernedale Road, stated he has been employed by the Charlotte-Mecklenburg Utility Department for the past 13 years He said he addressed Council about two years ago and promised that the City employees would work with Council as team mates to save, to tighten their belts, to work wiser and faster to do their part to help with the budget restraints In return he asked the Council to keep the employees motivated He said if you dangle a carrot on the end of a stick in front of an old stubborn mule, you can trick him into pulling a plow for a long time, but if you never feed that mule he will die The City employees are about to drop During last year's hiring freeze, the employees have done extra duty, they have given extra efforts and pulled the load The hiring freeze saved a lot of money for the City and the services to the citizens did not suffer, only because the employees gave extra time and efforts He said he worked weeks of overtime without increase in compensation Other employees gave time and effort because they believed the Council would eventually feed these old mules a carrot, but instead of giving them a carrot, the Council may reward them with decreased medical benefits at a cost to the employee which constitutes a pay decrease They cannot continue to compare private sector benefits to City employee benefits without comparing the private sector compensation to City employee compensations The employees have seen in publications recently that Fire and Police will be given a 4 5% increase, but they deserve more than that, but Fire and Police are not the only essential employees He asked how the Council would like to drink their water straight from the Catawba River without purification? Treatment Plant operators are at work 24 hours per day, 365 days per year and they do work with hazard chemicals that are fatal Is the sewer system not essential to carry their waste to the treatment plan? Ask an OSHA inspector if a pipe laying crew is not in a hazardous condition when they are in a trench that is shored with hydraulic shoring Imagine the next back-yard cook out if the sanitation worker left their debris piled up for weeks All City employees deserve equal

treatment, equal compensation and to be considered equal

Mr Beamer stated he wishes the employees could remain team mates with Council to provide services to Charlotte at a reasonable costs, but quite frankly, the employees are hoping for first round draft picks for team mates who will support them

Brenda Campbell, 301 South Brevard Street, stated she was speaking for the request from the City of Charlotte for the support of United Family Services Victim Assistance Program She thanked the Council for the support they have given to victim assistance She said they spend an extraordinary amount of money supporting the criminal in this City, they spend a lot of money on investigation, on apprehension, the courts and even provide an attorney in some cases for the defendant They spend money on incarceration and training of the criminal, and yet they spend a very small amount of money for the victim She said they have requested $205,000 for FY-95 and $196,000 for FY-94 which is to maintain the current level of spending The personnel at United Family Services are paid an average of $6,000 below the other government employees with the same educational back ground They are not asking for a lot of money to increase salaries They have a lot of additional needs, as the clients served by this unit have increased 31% this year, but there is no additional personnel to serve them

Ms Campbell stated 2,329 victims of violent crime and their families were served, including 192 children It takes a extraordinary amount of time to work with children who have been sexually abused She is asking the Council to consider the Agency's request for United Family Services and as a mother of a Charlotte City Fireman, she urges the Council to support the City workers Charlotte is described as a "world class city" and she believes it is, and they have a world class Fire Department and Police Department and City employees, but her concern is will Charlotte be able to maintain that level of commitment for the employees

Ed McMahan, 5815 West Park Drive, stated he wanted to speak about the poverty in the intercity or City-within-a-City District, the district which represents the fifth largest city in North Carolina All who are involved with dealing with poverty every day believe strongly that the Council's interest of focus on this district is very positive They all know that the drug traffic and crime rate in the City-within-a-City District is what they read about every day They, at Crises Assistance Ministry deal daily with many people who reside within the City-within-a-City District They use the energy money to provide emergency energy assistance to only the people who live below the 110% poverty level and within the City limits He said staff has recommended a budget that funds $91,832 and they are greatful for that Last year he stood before Council asking that they not phase out the program and this year he is asking for an increase of $4,600 He feels that helping families stay together in their homes, with their electricity on is a good investment

Mr McMahan stated they saw 25,451 clients last year which is 10% more than the previous year Unfortunately, they had to turn away over 10,000 people without even an interview because of lack of staff and resources He urged Council to continue to help the poor people of this City

Pat Garrett, 1201 Greenwood Cliff, stated she is there to talk with Council about the Charlotte-Mecklenburg Housing Partnership Their purpose is to provide safe, decent, affordable housing for low to moderate income families A typical family for the Partnership is a working mother with 2 small children Their projects include Genesis where they are working on Kenny, Gibbs and Wyatt Streets They work with Genesis, Habitat, Police and a number of other City Departments They have purchased 75 units in Genesis Park so they are making a good deal of progress in that neighborhood In Seversville, they have constructed a multifamily project that is over half leased up They have plans to purchase a number of single family units for eventually home ownership In Greenville they have been constructing new homes and Phase I was completed about a year ago with 40 units occupied by families They have started Phase II and have 5 units under construction at this time

Ms Garrett stated they are also doing home ownership counseling which is going well In four years the Housing Partnership has successfully leveraged public dollars, focused on targeted neighborhoods, and home ownership opportunities She requested the continued funding of over

$2 million She feels they have made progress and wants the Council to continue to help

Sandra Kerrigan, 7030 Vickham Lane, stated before funding is approved for the Charlotte-Mecklenburg Housing Partnership, she would like for the Council to take into consideration and review how the partnership intends to spend tax dollars She would like for the Council to question whether all aspects of the partnership's request for funding are economically responsible and in the best interest of all people who live in Charlotte She questions tax dollars used to for the construction of new housing units at this time According to the comprehensive housing affordability strategy the acquisition and rehabilitation of eligible properties is often more cost effective than new construction This strategy also states that the City believes that acquiring and rehabilitating existing housing stock represents the best opportunity to increase quantity, quality and affordable housing for residents, both renters and homeowners The City's current deteriorated residential structures are approximately 4,645 units The Charlotte-Mecklenburg Housing Partnership's latest project would cost $52,000 per unit to build Existing units can be purchased and rehabilitated for between $20,000 and $30,000 The waiting list for public housing is approximately 7,640 families and approximately 80% of those families make less than $10,000 per year The income requirement for units offered by the Charlotte-Mecklenburg Housing Partnership are between $10,000 and $24,000 per year The City is funding new construction that will only meet the needs of approximately 20% of the people on the Housing Authority waiting list That is approximately 1,528 people She feels that money allocated should first go to the rehabilitation of the units that house 80% of the families on the Housing Authority waiting list There are housing units currently available in the public/private sector around the City for those on the waiting list making over $10,000 per year The 1990 Census Report shows that there were 170,430 housing units in the City, 158,911 of those were occupied, leaving a surplus of 11,519 units with an apartment vacancy rate of 11 9% She feels that any money awarded to any organization for the building of new housing units in and around Charlotte at this time is a waste of taxpayers dollars

Alice Oliver, 7326 Glenbrook Lane, stated the Housing Partnership has asked for and received $2 million each year since 1988 According to proposed design by the City Council the Partnership's primary function shall be the packaging, including predevelopment activities, such as securing financing, land assembly, site development and design criteria of housing projects which can be incorporated into request for proposals, to be advertised for profit, non-profit, private for profit developers or the Charlotte Housing Authority The Partnership is to act as the middle man to coordinate these efforts between the developer Beginning with the Seversville Project, the Charlotte-Mecklenburg Housing Partnership has now taken the role of owner, developer and contractor The development of these housing projects have become financially attractive due to tax credits, investments and the additional income received from the City in the form of tax dollars By allowing the Partnership to expand its role, it might be construed that the Partnership has lost its ability to remain impartial

Chuck Renaldi, 9132 Chimney Ridge Trail, stated he would like to present the following recommendations to the Council as they deliberate the funding of the Partnership

(1) City funds not be given to an organization that is not accountable to the taxpayer through the elected officials (2) Commission a study to determine if scattered site housing is successful in the City of Charlotte (3) Alter the existing housing locational policy criteria to discourage the public/private development of new multifamily units before addressing the need for rehabilitating existing units (4) No funding for new construction should be awarded until the City addresses the availability of existing up to code units in price range comparable with those of future developed units (5) Priority funding should be given to those organizations willing to rehabilitate the 4,645 deteriorated units that currently exists (6) Award funding to the Charlotte-Mecklenburg Housing Partnership to cover only administrative costs for implementing programs designed to provide home ownership and rental opportunities for families who need special assistance in moving up the housing ladder (7) Evaluate the success rate of the Charlotte-Mecklenburg Housing Partnership in achieving its stated goal of home ownership (8) The Housing Partnership should be required to adhere to the original proposed design as liaison between developers and public dollars

mpl

Kayle Johnson, 6916 Lancer Drive, stated he wanted to thank the Council for the opportunity to speak and also commend the Council and the City Manager for showing common sense and restraint by avoiding another tax increase like the one proposed by the County Commission last month

Mr Johnson stated there is a danger looming The City and County governments are over reaching, by doing so they are over spending and therefore over taxing Because governments and their bureaucrats are hardly ever subject to the critical discipline of the market place until it is much too late, governments are always hard pressed to perform well, all but a limited number of services, essential services Due to this fact he believes there is nothing beyond the most essential government services that could not be performed better and more efficiently by the private sector The private sector must justify its existence, but this is not the case with government He said the path which Charlotte-Mecklenburg is on has been traveled by many other cities who now envy Charlotte If someone should ask how to identify the cities that spent the most money per capita, it would be easy Just tell them to look for the cities with the steepest decay and decline, greatest crime rates, greatest family break down, the most rotten schools and the filthiest streets He feels this disturbing trend is happening Charlotte as government spending has shown a 20% real increase between 1983 and 1992

Mr Johnson stated he not only contends that the private sector would perform services more efficiently than the government, he would say that increased expenditures on government projects and programs almost always produce the opposite effects than those originally intended He said he knows this flies in the face of those who claim that their programs are investments, however if time permitted he could provide countless illustrations of this fact The greatest single investment that this nation has ever undertaken through the Federal Government has been the attempt to eradicate poverty by the great society programs begun during the 1960's A total of $2 7 trillion has been spent on this investment, and the poverty rate has not budged one iota

Mr Johnson stated he feels the Council must be vigilant in pursuing any opportunities to improve efficiency This must mean privatization

Ellis Jones, 910 North Alexander Street, stated he was President of the Board of Directors of Family Housing Services He told the Council about a single parent with two children living in public housing and has been living there since 1989 Until August of last year this person was just living, she had no goals, no hopes and no plans What really made a difference was when Family Housing came in and started her on a program to own her own home She now has reduced half of her debt, she has a dependable car and she now sees that there is hope, which she said would not have happened without Family Housing She said no one told her there was another way to live He said that is one of 1,200 in the last year which Family Housing has helped

Mr Jones stated Family Housing Services is in their third decade of giving service to people who need help They have help 1,200 families this year with problems of finding new homes, money management, rental delinquency and two-thirds of these people came from City-with-in-A City

He said the services of Family Housing Services is very cost effective Last year their average cost per family was less than $250 and it is hard to find services for less than $250 to help someone save a mortgage or to seek a new way of life He urged the Council to fund the Family Housing contract and provide the full funding

Donna Savage, 8200 Peyton Randolph Drive, stated she was the Chair of the Tree Advisory Commission One important function of the Tree Advisory Commission is to encourage the protection of existing trees in streets rights of way and public grounds within the City She encouraged the Council to revive the funds in the budget and insure the level of service to adequately maintain both City street trees and trees on the public grounds

Ms Savage stated the Tree Management section of the Landscape Management Division is responsible for the systematic pruning and maintenance of over 80,000 street trees along

approximately 1,500 miles of streets and also responsible for the maintenance of 150 publicly owned properties During the rightsizing process, over 30% of the positions in the Landscape Management Division were eliminated She feels this should have been classified as downsizing because no apparent consideration was given to the disproportionately large number of positions eliminated in this section, nor was any consideration given to resulting effect on the level of service to the community The wholesale elimination of over 30% of the positions in the tree management section results in unacceptable reduction in the level of service provided for the citizens of Charlotte and has and will result in unnecessary depletion and deterioration of not only a beautiful and unique resource, but a resource which enhances the economic vitality of both business and residential areas within the City

Ms Savage stated the failure to maintain the street trees not only will increase the loss of trees, but also increase the cost to maintain the trees in the future and in addition could result in a significant liability to the city in forms of claim for damages, for falling limbs, for limbs which block sight distances and other problems caused by limbs falling from the trees

The current budget for the Landscape Management sets aside funds to provide for the privatization of certain services The Tree Advisory Commission strongly urges the use of these funds to provide a level of service which results in the systematic pruning of no less than 12 years and the service be provided in the most economically way feasible, preferably by in house staff or by private contractors

Tom West, 1009 East Boulevard, stated when the City Manager eliminated 250 jobs he also removed 30% of the Landscape Management work force The tree pruning cycle has climbed over the several years from 12 years to a projected 17 years The national arborist standards recommended is five years As this time increases, so does the liability for claims from the public Privatization of this work indicates that out of pocket costs to the City will double The costs to trim a tree in house is around $50 00 presently

Mr West referred to the Engineering Plan Review times as it affects the budget In the County, an initial review of a set of plans takes 10 working days Presently they are working at a seven day cycle This includes the additional task from the single family review which was just passed, which is approximately 400 additional plans per month Revisions are usually completed in three working days In contrast to the City, their initial review time is 15 working days All revisions take an additional 15 working days once they are resubmitted He asked why it takes so long to complete the initial review plus one revision in the 6 weeks, versus 3 weeks in the County? He said the contractors and developers are trying to increase the tax base to the City and it looks like the City is trying to stop them from increasing this tax base The tree staff has been cut from the levels established by the City Council in 1990 Therefore, the level of service agreed upon is not being maintained

Steve Luquire, 1900 Rexford Road, stated on behalf of the Charlotte Organizing Committee and UNC-Charlotte, the host institution of the 1994 Final Four he thanked Council for the opportunity to speak The 1994 Final Four will be hosted by Charlotte and it is one of America's premier sporting events

Mr Luquire stated the total budget for the 1994 Final Four to be held in Charlotte is $1 2 million The Committee would respectfully request the support of the City as they prepare for this event Their request for $100,000 is more than an investment to the community It is an investment that will return significant taxes to the City coffers In a recent visit to Minneapolis a few weeks ago, which was attended by some of the City Council and County Commissioners, it was pointed out that local government made an investment of half million toward Minneapolis' efforts to host the 1992 Final Four It was pointed out that over $2 25 million will return to the municipality through local tax for that event He does not feel that is a bad return on their money within an 18 month period

Mr Luquire stated that last year's Final Four was viewed by over 55 million people in the country for the championship game The highest rated basketball game in television coverage ever Forty-six countries internationally carry this event and over 2 5 billion people internationally have access to the Final Four He feels there is no where they can buy this type

of exposure and believes this is an incredible opportunity Most importantly, as they look at the impact on the local level, the private sector of Charlotte has come to the fore front of this event and has placed up to 80% of the total budget of all the funds necessary to put on this public event In this particular event, everyone is a winner, the taxpayer, Charlotte, the workers of Charlotte and the local region and state He asked the Council to support this event

Helena Tidwell, 214 North Church Street, stated she was Vice President for Resource Management at the Arts and Science Council She is speaking on behalf of the 40 plus affiliates who look to the Arts and Science Council for their primary support They appreciate the continuing support of the City of Charlotte and have been advised of the recommendation of the City Manager for FY-94 at $2 106 million and for FY-95 at $1 956 million She assumes the 1995 proposed reduction is directly correlated with the planned transfer of the Performing Arts Center to the cultural facility policy If this not the case, then ASC will suffer a hardship in attempting to meet some of the needs of the Performing Arts Center She said they are requesting an additional grant of $104,000 in the coming fiscal year

Ms Tidwell stated they were entering the third year of the Cultural Action Plan with no increased support from the City in years one and two The implementation of the plan has been difficul, but ASC has believed it was important to move forward with a restructured cultural system The results have been positive, however, ASC has not been able to move forward with its highest priority of the Cultural Action Plan, which is a comprehensive program of arts education They are requesting the $104,000 to be used to regrant arts and/or science groups who will serve as tools to animate the basic curriculum, the teaching of math, reading, science, writing, history, etc ASC seeks an expanded partnership with Council and they do not come without some resources of their own, but they do not have enough to initiate the educational program They must secure an additional $250,000 and are asking for $104,000 from the City, $100,000 from the County and they will use the income they have from the NEA Grant

John Hayes, 1809 Browning Avenue, stated he comes from the Charlotte Housing Authority, the State Neighborhood Awareness Program, at a time when crime rates in public housing at 11 6% less than they were when he was before Council a few years ago The six neighborhoods the Housing Authority serves, serves 2,000 families with an average of $5,800 per year which is considerably less than the median income for the community as a whole These families have fewer resources and opportunities than most, but they are striving to make their community better They are doing things to change and turn around with the efforts of the Community Police Officers who are in the neighborhoods, as well as the Safe Neighborhood Awareness Program They are starting community patrol in Boulevard Homes where the residents are now patrolling along with the Police Officers in the area That is a very positive step because two years ago, they would not get anyone to walk out with a Police Officer for fear of what might happen to them in terms of retaliation Since 1983 they have come forward with an average of 7% decrease in crime per year This means these neighborhoods are much safer than they were in 1983 when crime rates were 6 times the city average

Mr Hayes stated he knows they are effective and where people have hopes the crime rates are one-twelfth what they are in typical public housing so they know if they can eventually turn around what is happening in all the communities to where everybody is headed toward self sufficiency where there is a hope of a future with a tomorrow and a chance for home ownership and a good job In the meantime they have to deal with the 6,000 families who do not have a job and lack that hope and whose neighborhoods have been taken over by drug dealers and others from outside He urged the Council to continue to help in this area

Dwight Spreng, 7407 Quail Hill Road, stated he was Chairman of the Charlotte Sister Cities Committee Their function is to help finance an international cultural exchange program They are also involved in humanitarian aid to some of the Sister Cities, medical programs, exchanges of local government officials from the City and County to support the growth and democracy in Poland They also promote business and trade development with the Sister Cities They now have six cities because of a strong interest from a number of different sectors of the Citizens of Charlotte

Mr Spreng explained the budget request and asked for the Council's continued support

mpl

Preston Pendergrass, 232 Skyland Avenue, stated he was there to say a word about the stormwater fee as it pertains to churches He comes with a sincere appeal for each of the Councilmembers to use their influence and vote to repeal Ordinance No 3477-X as it pertains to churches, thus exempting churches and other institutions of worship from paying the stormwater fee The monthly stormwater fee can be an extra burden on the budget of smaller and less economically affluent churches The stormwater fee cannot be administered fairly to all churches Most churches in the City of Charlotte were built before adequate paved parking facilities were a requirement of the City Many of the older churches continue to utilize on street parking for Sunday and other large assemblies There are no fees for on street parking The churches more recently built have to acquire sufficient land to build large parking areas and require no on street parking, hence they must pay a larger portion of the stormwater fee If the fee cannot be repealed, perhaps a cap or limit can be placed on the amount charged to churches whereby a church, regardless of the size of its parking area would pay no more than that charged for an average size home

Joe Miller, 4413 St. Ives Place, stated last week when the City Manager presented a budget that required no property tax increase, led by Mayor Vinroot, the Council stood to applaud Mr White Now it appears that they may have stood and applauded too early The devil is in the detail The Manager has presented a no tax increase that totally ignores the crime situation in Charlotte He is buying $1 5 million worth of new Police cars, but that is not a spectacular tool with which to fight crime However, the Manager is recommending that they hire no new sworn Police Officers in FY- 94 or FY-95, and in fact is recommending fewer Police for the next two years

Mr Miller stated everything he had read for almost four years, indicates two things, more sworn Police Officers tend to reduce incidents of crime and Community Based Policing works It has worked in other cities and it is working in Charlotte

Any understanding for the main purpose of local government, common sense, library research, the Service Assessment Study, the Council had prepared, or conversation with citizens tells you one thing, that citizens want to see something done to reduce crime Therefore, in his judgement, after the Manager realized that the Council wanted a budget that had no tax increased tied to it, he should have said he would add the Police Officers, but would have to make significant cuts in other programs that have been "sacred cows" up to now Instead, what he said was, "okay, I know you want a budget that has no tax increase tied to it so I'll leave all the things I, Wendell White, want in it, namely a top heavy organization, no layoff,s no privatization and leave all the items that I know are your 'sacred cows' in it Then, if you want to add Police Officers, you, the Council, in your best judgment, decide that we need more Police and the only way you can afford more Police is to have a property tax increase to pay for them "

Mr Miller stated the Manager recognized that this community wants no more taxes, but once again he failed to address the biggest problem this City has, crime, crime, and more crime

Ozzie Holshouser, stated there are not too many Police Officers waiting for the results of this meeting, but that is because many of them had to go work another job or are working third shift There are also not a lot of Sanitation workers left because they have to get up early in the morning to collect the City's garbage There are people still in the audience which Council should ask questions There is a Police Captain here in charge of training and does his best to turn out Police recruits One of the reasons they do not need to hire Police in the next fiscal year is because they have not been able to hire the ones they need now and they have not been able to process them because they do not have the right people to process them There is a Sergeant in the room who is in charge of homicide who does not have the man power in his office to clear the cases which have already occurred There is an officer in the room with a scar on his face as a result of a drug deal gone bad and he has to live with that the rest of his life There are people in this room who face hazards every day, they get blood on their hands, they face hazardous materials, fight fires He asked the Council how many people they know who have gotten killed and they know the people who treated them first were in this room? The people they have saved are countless

mpl

Mr Holshouser stated there is a monument at the Law Enforcement Center (LEC) and in the 11 years he has been on the Force they have buried five Police Officers They have yet to bury a City Manager killed in the line of duty, have yet to bury a City Council Member killed in the line of duty He said many of the Council is laughing, but this is very serious to him They are reminded that Police Officers face danger every day and now Mr Liles family has to go through another trial If the Council wants these brave men and women to keep doing their job, how much will they give them as an incentive to do so The private sector looks very inviting every day He said the Council gives a man a raise of half the salary of some of the people in the room, yet they have to pay more for insurance, cars, children's expenses and for every day expenses He feels there is something wrong with that proportion

Mr Holshouser stated he had trained 3,500 Police Officers since he has been with the Department and has trained every jurisdiction in the County as well as several across the state and several branches of the military When these young people asked him why he continues to do this, he tries to bite his tongue and tell them there is a reason for it After 30 years maybe he can look back and find that reasons, but they are taking that reason away, not only from him, but everyone they employee

Councilmember Mangum, stated he wanted to say one thing in the Manager's defense concerning Mr Miller's comments He said they always hear that they need more Police Officers and yet in the same breath, no one wants to listen to the fact that the District Attorney in this community has said over and over again that they have 1200 felons who have been arrested, booked and released for over 139,000 crimes If they had a place to incarcerate these people, which the County is starting to build, they would have some place to put these criminals and then the Officers will have additional time to do their jobs One thing the District Attorney says is the biggest deterrent to crime is an empty jail cell

Councilmember Reid, stated he knows how difficult it is to find officers and if they could pay them enough, maybe it would not be that difficult and would propose to pay them more He said every where they have put more Police, they do not arrest more people, but prevent crime It has been proven and he has seen what has happened in Charlotte If they could hire Police, train them and get them on the street it would prevent crime If they would take the same effort they have taken in building the stadium and all the other glitzy projects, and put their minds to it, they could do it They have not done it and as a result, they have not done much about reducing crime

[Motion was made by Councilmember Wheeler, seconded by Councilmember Patterson,]
[and carried unanimously, to close the public hearing]

* * * * * * *

COUNCIL DISTRICTS

Councilmember Mangum, stated he did not know if they should be doing this or not The recommendation is for number 4 He said he has talked to Councilmember Campbell and he said he has no problem what so ever with retaking Precinct 85 which was in his district previously If they had rather have Mr Campbell here when they vote on this okay, but if they do not need him, suggest they go ahead

[Motion was made by Councilmember Mangum, seconded by Councilmember Wheeler,]
[and carried unanimously, to shift Precinct 85 from District 7 back into District 5]

Mayor Pro Tem Hammond asked Mr Mangum if he would include in his motion to add the newly annexed residents to the City Council Districts as recommended

Mr Mangum stated he would included that in his motion

* * * * * * *

mpl

ADJOURNMENT

[Motion was made by Councilmember Mangum, seconded by Councilmember McCrory,]
[and carried unanimously, to adjourn the meeting at 9 25 p m]

Brenda R Freeze, City Clerk

Length of Meeting 2 Hours, 25 Minutes
Minutes completed July 12, 1993

mpl

The City Council of the City of Charlotte, North Carolina convened for a Budget Hearing on Monday, June 7, 1993, at 5 15 p m in the Meeting Chamber of the Charlotte-Mecklenburg Government Center, with Mayor Pro Tem Ann Hammond presiding Councilmembers present Dan Clodfelter, Pat McCrory, Nasif Majeed, Tom Mangum, Hoyle Martin, Don Reid, Ella Scarborough and Lynn Wheeler

ABSENT Mayor Richard Vinroot, Councilmembers Stan Campbell and Cyndee Patterson

* * * * * * *

EMPLOYEE HEALTH INSURANCE AND BENEFITS PROGRAM

Vi Alexander, Budget Director, said last week we did a presentation on the employee health insurance issue and raised two questions We gave Council a chart with the information on the implementations of cost recommendations of the Mayor's Task Force At that time Council asked for reaction by the task force, and Don Johnson and Chuck Loring are here, as well as a reaction by Towers Perrin and John Freeman Bill Wilder has been coordinating all of this process, so she turned it over to him

Bill Wilder, Human Resources Director, said last week we provided the overview of the plan design predicated on what you approved May 10 Mr Wilder discussed both plans which will be available to employees

Chuck Loring of the Mayor's Task Force, said he thinks they've put together a good plan Mr Loring then gave a handout and discussed the options for employees

Don Johnson, First Union Bank, said it's really difficult and unfortunate that the city is having to pull out the medical benefit piece of your benefit plan and zero in on it You really have to look at the total benefit plan to get a feel about whether or not you're competitive The challenge was to see if the benefits that the city provides to it workforce are effective and competitive In terms of their competitiveness you really have to look at other like size cities as well as private firms In the original handout there was a fair amount of survey work that the city has done, supplemented by work that Mr Loring and his group did On balance with the proposed changes to the health care plan here, it's a step in the right direction in terms of balancing your over all benefit package It does not cause the city employees to pay more for health care coverage than competitors In fact the rates are modest compared to many competitors On balance the benefit package is still with these changes, a competitive pay back In addition to that, on average, the average wage for the employees of the city of Charlotte is competitive with other municipalities as well as the private sector, and it's also not likely understood The difficult part about something like this is, it's a hard thing to do It's hard on the employees, the city, and Council, and nobody denies that Misery doesn't like company, so this statement is not going to help anybody All of our employees had to go through these exact same kind of changes over the last three years

John Freeman, Towers Perrin, said he talked to Mr Loring and they reached a reasonable consensus as to the modifications necessary to make this thing a little more palatable, and the things that he thinks have improved substantially from the last meeting that Council had regarding this issue is the remediation of the immediate increase to the extent in which it was originally proposed by the task force, as far as employee contributions He thinks it is very critical that we do not split those active rates from retiree rates immediately Where you have both retirees and actives in the same "managed care plan", where you have gate keepers and controls, that the actual cost differential is not 75% such as it is now under the historical practice of the old plan, but it's closer to 2 5 to 5% By waiting to split these until we know how our cost is going to be, active versus retirees under the new thing, we are going to save our retirees a lot of money and be fairer about the whole process The only other observation he had has to do with the challenge of implementing this program with two plans of the nature that have been described

kjw

[Motion was made by Councilmember Majeed, seconded by Councilmember Scarborough,]
[to approve the 5% plan of individual coverage in year 1 and 5% in year 2 and phase in]
[paying 50% for combined coverage]

Ms Hammond said Council does not have to make a decision on that tonight at all, they can postpone that decision until the June 16th, when we make our budget decisions

Wendell White, City Manager, said the budget is not contingent on this decision There will be more savings beyond point of service

Ms Hammond said as a courtesy, Council needs to hear the Public Hearing information before making a decision

Recess for Dinner at 6:15 p.m.
Reconvene at 6:25 p.m.

ROLL OUT GARBAGE

Ms Hammond said Wayman Pearson was there to answer questions for Council on once-a-week roll-out garbage Council left with a melange of pilot projects to try, so Mr Pearson will answer questions

Mr Mangum asked Mr Pearson how comfortable did he feel about going to a once-a-week roll-out garbage right off the bat without a pilot program?

Mr Pearson said the first pilot program was in 1978, and he doesn't see the need for a pilot program with a proven concept

Mr Martin said with regards to the handicapped and elderly people who can not roll their cans out, would the system that Mr Pearson would use to address that, be such that those in the community looking for places to rob and houses to break in, would not be made aware of the fact that these are elderly or handicapped people?

Mr Pearson said he's not sure by providing that service in the backyard, would change the scenario from the present We are picking it up once a week in the backyard now and he doesn't see the corelation where this would happen

Ms Hammond said we won't be marking houses of handicapped people on the curb or anything like that?

Mr Martin said his point is, you have to know which houses to go to the backyard to pick up You just have the addresses and do it that way?

Mr Pearson said there is only one man on the truck, so only one man would have the print out designating the handicapped where you have to pick the garbage up in the backyard

Ms Wheeler asked Mr Pearson how were they going to determine who the elderly and handicapped are and what kind of staff time it would take and cost associated with it, and is that cost factored into the overall cost savings?

Mr Pearson said there is not a lot of cost associated with trying to determine who would need the special service Basically what we would do through public education, or what ever media they decide to utilize, ask that each citizen who has a handicap provide that to them through some certification from their medical doctor We would check that listing Someone couldn't just call over the telephone and say that, we would have to have certification

Ms Wheeler said so you wouldn't conduct a formalized survey?

kjw

Mr Pearson said no

Mr Clodfelter said the chart compares the current cost to FY95 cost?

Mr Pearson said yes

Mr Clodfelter asked why not to FY94?

Mr Pearson said there are three specific reasons why he did not submit a budget for FY94 fiscal year First of all, we are talking about taking the existing vehicle Fleet and retrofit it while this is occurring, we still have the everyday responsibility of collecting garbage, so there is a time element there Approximately 9 months to retrofit complete Secondly, we have to be involved while we're retrofitting the Fleet in training the personnel for a new system We would not be able to take a qualified driver and put him in that automated equipment There is a training period approximately of three or four weeks Third, there are some real operational problems in trying to take the existing garbage collection system, where it is backyard and curb side, five zone, five in collection, and at the same time implement a four day work week system based on once-a-week collection

Mr Clodfelter said that is not a mistake, it is FY95

Mr Pearson said yes It would take until then to do it correctly

Ms Wheeler said if we decide to eliminate backyard pickup, we're going to take a whole year to implement the program It seems to her that this is the time that we should look at privatization of our garbage service She is in favor of that and if we are going to go through all it takes to change the system, we should be looking at the privatization of the system

Mr Reid said he would like for Mr Pearson to respond to Ms Wheeler's statement

Mr Pearson said he thinks there are some areas where we need to look into privatization He thinks privatization plays an important role in providing efficient service, but when you start talking about just looking into privatization, first you need to determine how we are going to evaluate the present service provider with the intended service provider He thinks it is premature to say look at privatization In his experience of privatization, too many times the city has gone into privatization without providing the equal playing field for the present service provider All he is saying to the Council, is if there is a desire to move towards privatization, establish a equal playing field He feels that we are competitive There is no doubt in his mind that we are much more competitive than we have been in years past, and we will continue to become even more competitive in the future

Mr Reid said the reading that he found about privatization generally, where you did have the opportunity as in garbage, to maybe privatize part of the city, and let that operate and compare it with your operation It did in fact do what you're saying, it increased efficiency from both levels What would be wrong at this time if we were to go ahead do away with backyard and once-a-week roll-out What would be wrong with taking 25% of the city, and go ahead and privatize that part of it and run a parallel study comparing privatization to your own situation and see what the results might be

<u>Pam Syfert, Assistant City Manager</u>, said she wanted to remind the Council that there is a process that the task force laid out for them in terms of looking at privatization, going through that bid process and approving it up front There is a process for looking at privatizing services, whether it's garbage or anything else

Ms Wheeler said she would not support privatization unless the city was included as one of the bidders

Ms Hammond asked Mr Pearson what would they do if a family would have more garbage than would fit into the 90 gallon can?

kjw

Mr Pearson said they are supposed to provide one cart to each resident He would propose, and there would be some exceptions where some families would need that additional cart, is that they purchase that cart at city cost

Ms Hammond said what if there wasn't too much garbage on a regular basis and she didn't want that extra cart, but just from time to time she had too much garbage, could she still put it out in plastic bags?

Mr Pearson said what has been accepted in other cities, and there are exceptions do occur during holidays and etc , where if a citizen actually put their refuge out on the side of the cart, that the driver would dump the cart and then get out to take care of that additional That occurs in a lot of situation

Ms Hammond said we are talking about a four day work week with the city divided into four quarters and all your trash, leaves and yard waste, would be picked up on one day?

Mr Pearson said all of it would be picked up on one day

Ms Hammond said she would never miss a pickup because of a holiday?

Mr Pearson said never

Mr McCrory said he hopes this encourages people to use recycling more One of the reasons they do run out of room is because they are putting their news papers in the red bin

Ms Hammond said the straw vote is scheduled on June 16, the final budget decisions She asked Mr White if he prefers that Council deal with it earlier?

Mr White said no, there is no need for Council to do that His question is, does Council have the information they need to make a decision for either one?

Mr Reid said Ms Syfert said that we had a process for determining how we privatize He would like to see how that fits into the question he asked about doing the quarter of the city, whether that would slow everything down?

Mr White said there are two distinct separate issues, decide level of service, and then it's another issue as to who is going to provide that service

Ms Patterson said she asked as part of the insurance compensation discussion, for some numbers that relate to cost savings, even though she hear Council say that we don't necessary need those, we've already committed what we would do with them

Mr McCrory said he want to know what would be the time line to make a decision on privatization and how long it would take after that to start

Ms Alexander said Mr Pearson said it would take 9 months from whenever he gets the go ahead to start, and we don't have the privatization time line yet, so we will have to get that to you on Wednesday

* * * * * * *

ADJOURNMENT

The meeting was adjourned at 6 50 p m

Brenda R Freeze, City Clerk

Length of Meeting 1 Hour 35 Minutes
Minutes Completed July 20, 1993

kjw

SOLID WASTE SERVICES CURRENT AND PROPOSED

	CURRENT REFUSE	FY95 PROPOSED REFUSE	CURRENT RECYCLABLES	FY95 PROPOSED RECYCLABLES	CURRENT YARDWASTE	FY94 PROPOSED YARDWASTE	CURRENT TOTAL	FY95 PROPOSED TOTAL	SAVINGS CURR VS PROP
CREWS	81	42	39	43	19	19	139	104	35
EMPLOYEES	210	83	57	62	56	56	323	201	122
VEHICLES	100	52	47	52	23	23	170	127	43
OPERATING BUDGET	9 667 951	5 264 206	4 462 652	3 618 888	2 503 116	3 577 433	16 633 719	12 460 527	4 173 192
+									
ROLLOUT CARTS	0	1 984 721	0	0	0	0	0	1 984 721	(1 984 721)
+									
RETROFIT VEHICLES	0	750 000	0	0	0	0	0	750 000	(750 000)
=									
TOTAL COSTS	9 667 951	7 998 927	4 462 652	3 618 888	2 503 116	3 577 433	16 633 719	15 195 248	1,438,471
SERVICE DESCRIPTION									
1	Once A Week From Backyard + Once-A Week From Curb	Once-A-Week - From Curb	Once A Week From Curb	Once A Week From Curb	Once A Week From Curb	Once A Week From Curb			
2		City Provides Rollout Container	City Provides Bin	City Provides Bin					
3	Two Separate Collection Days	One Collection Day Each Week	One Collection Day Each Week	One Collection Day Each Week	One Collection Day Each Week	One Collection Day Each Week			
4	5 Day Work Week	4 Day Work Week	5 Day Work Week	4 Day Work Week	5 Day Work Week	4 Day Work Week			
5	Manual Collection System	Semi Automated Collection System	Manual & Semi-Automated Collection System	Manual & Semi-Automated Collection System	Manual Collection System	Manual Collection System			

NOTES

1 The Operating Cost does not include Disposal Costs
2 The cost for the rollout containers reflects only Year 1 costs of a five year lease purchase cost

ONCE-A-WEEK ROLLOUT SERVICE 10-YEAR PROJECTIONS

YEAR	4 CURRENT PROGRAMS	3 PROPOSED PROGRAMS	ROLLOUT CARTS	RETROFIT VEHICLES	PROPOSED PRGM TOTAL	SAVINGS CURRENT VS. PROPOSED
FY 95	16,633,719	12,460,527	1,984,721	750,000	15,195,248	**1,438,471**
FY 96	17,569,183	12,589,580	2,024,411	0	14,613,991	**2,955,192**
FY 97	17,817,247	12,702,612	2,064,900	0	14,767,512	**3,049,735**
FY 98	18,127,270	12,913,560	2,106,201	0	15,019,761	**3,107,509**
FY 99	18,293,715	12,966,299	2,148,327	0	15,114,626	**3,179,089**
FY 00	18,500,934	13,012,433	206,571	0	13,219,004	**5,281,930**
FY 01	18,807,819	13,418,971	210,711	0	13,629,682	**5,178,137**
FY 02	19,062,507	13,506,706	214,917	0	13,721,623	**5,340,884**
FY 03	19,398,815	13,677,272	219,216	0	13,896,488	**5,502,327**
FY 04	19,653,502	13,858,041	223,595	0	14,081,636	**5,571,866**
TOTAL	**183,864,711**	**131,106,001**	**11,403,570**	**750,000**	**143,259,571**	**40,605,140**

NOTE Disposal Costs are NOT included

POINT OF SERVICE PLAN
EFFECTIVE SEPTEMBER 1, 1993

DRAFT

	PLAN I		PLAN II	
COVERAGE	IN-NETWORK	OUT-OF-NETWORK	IN-NETWORK	OUT-OF-NETWORK
Office Visits (PCP/Specialists)	$15 co-pay	60% after annual deductible	$20 co-pay	60% after annual deductible
Other Services (Hospital, Surgery, etc.)	80% after annual deductible	60% after annual deductible Additional $200 hospital confinement deductible	80% after annual deductible	60% after annual deductible Additional $400 hospital confinement deductible
Calendar Year Deductible	$200	$200	$400	$400
Out-Of-Pocket	$1500 (Excludes $200 deductible and co-pays)	$3000 (Excludes $200 deductibles)	$2400 (Excludes $400 deductible and co-pays)	$4800 (Excludes $400 deductibles)
Prescription Drugs	$5 Co-pay (Generic) $10 Co-pay (Brand)	60% after annual deductible	$10 Co-Pay (Generic) $15 Co-pay (Brand)	60% after annual deductible

03/15/94

DRAFT

EMPLOYEE HEALTH INSURANCE
EMPLOYEE/RETIREE PREMIUMS NECESSARY TO ACHIEVE TARGET SAVINGS IN FIRST YEAR

OPTION AND COVERAGE	CURRENT EMPLOYEE COST (MONTHLY)	YEAR 1 (MONTHLY)			YEAR 2 (MONTHLY)			YEAR 3 (MONTHLY)		
		EMPLOYEE COST	DOLLAR INCREASE	PERCENT INCREASE	EMPLOYEE COST	DOLLAR INCREASE	PERCENT INCREASE	EMPLOYEE COST	DOLLAR INCREASE	PERCENT INCREASE
HIGH OPTION										
Employee Only	-0-	$ 13 68	$13 68	NA	$ 15 59	$ 1 91	14 0%	$ 17 78	$ 2.19	14 0%
Employee + Child	$106 71	131 56	24 85	23 3%	168 73	37 17	28 2%	213 73	45 00	26 7%
Employee + Spouse	106 71	139 13	32 42	30 4%	178 43	39 30	28 2%	226 01	47 58	26 7%
Employee + Family	106 71	148 52	41 81	39 2%	190 47	41 95	28 2%	241.27	50.80	26 7%
Retiree Only*	-0-	8 22	8 22	NA	9 37	1 15	14 0%	10 68	1 31	14 0%
Retiree + Spouse	40 45	65 76	25 31	62 6%	84 33	18 57	28 2%	106 82	22 49	26 7%
LOW OPTION										
Employee Only	-0-	--	--	--	--	--	--	--	--	--
Employee + Child	$106 71	$121 04	$14 33	13 4%	$155 23	$34 19	28.2%	$196.63	$ 41.40	26 7%
Employee + Spouse	106 71	128 00	21 29	20 0%	164 16	36 16	28.2%	207.93	43.77	26.7%
Employee + Family	106 71	136 64	29 93	28 0%	175 23	38 59	28 2%	221.97	46 74	26 7%
Retiree Only*	-0-	--	--	--	--	--	--	--	--	--
Retiree + Spouse	40 45	60 50	20 05	49 6%	77 58	17 08	28 2%	98 27	20 69	26.7%

*Applies only to Retirees age 65 or older; Retirees under 65 are covered by employee rates

NOTE (1) High Option = $200 Deductible
(2) Low Option = $400 Deductible

DRAFT

OPTION FOR EMPLOYEES TO PAY 5% OF INDIVIDUAL COVERAGE IN YEAR I AND 5% IN YEAR 2 AND PHASE IN PAYING 50% FOR COMBINED COVERAGE (4–7 years)**

OPTION AND COVERAGE	CURRENT EMPLOYEE COST (MONTHLY)	YEAR 1 (MONTHLY)			YEAR 2 (MONTHLY)			YEAR 3 (MONTHLY)		
		EMPLOYEE COST	DOLLAR INCREASE	PERCENT INCREASE	EMPLOYEE COST	DOLLAR INCREASE	PERCENT INCREASE	EMPLOYEE COST	DOLLAR INCREASE	PERCENT INCREASE
HIGH OPTION										
Employee Only	–0–	$ 6 84	$ 6 84	NA	$ 15 59	$ 1 91	14 0%	$ 17 78	$ 2 19	14 0%
Employee + Child	$106 71	115 12	8 41	7 9%	138 14	23 02	20 0%	165 77	27 63	20 0%
Employee + Spouse	106 71	121 74	15 03	14 1%	146 09	24 35	20 0%	175 31	29 22	20 0%
Employee + Family	106 71	129 95	23 24	21 8%	155 94	25 99	20 0%	187.13	31.19	20 0%
Retiree Only*	–0–	8 22	8 22	NA	9 37	1 15	14 0%	10 08	1 31	14 0%
Retiree + Spouse	40 45	50 56	10 11	25 0%	63 20	12 64	25 0%	79 00	15.80	25 0%
LOW OPTION										
Employee Only	–0–	––	––	––	––	––	––	––	––	––
Employee + Child	$106 71	$105 91	$ (80)	(75%)	$127 09	$21 18	20 0%	$152 51	$ 25.42	20.0%
Employee + Spouse	106 71	112 00	5 29	5 0%	134 40	22 40	20 0%	161 29	26 89	20 0%
Employee + Family	106 71	119 55	12 84	12 0%	143 46	23 91	20 0%	172 16	28 70	20 0%
Retiree Only*	–0–	––	––	––	––	––	––	––	––	––
Retiree + Spouse	60 50	46 52	6 07	15 0%	58 14	11 62	25 0%	72 68	14 54	25 0%

*Applies only to Retirees age 65 or older; Retirees under 65 are covered by employee rates

**Depends on Trend of Medical Inflation Rate

NOTE (1) High Option = $200 Deductible

(2) Low Option = $400 Deductible

OPTION FOR EMPLOYEES TO PAY 10% OF INDIVIDUAL COVERAGE IN YEAR I AND PHASE IN PAYING 50% FOR COMBINED COVERAGE (4–7 years)**

DRAFT

OPTION AND COVERAGE	CURRENT EMPLOYEE COST (MONTHLY)	YEAR 1 (MONTHLY)			YEAR 2 (MONTHLY)			YEAR 3 (MONTHLY)		
		EMPLOYEE COST	DOLLAR INCREASE	PERCENT INCREASE	EMPLOYEE COST	DOLLAR INCREASE	PERCENT INCREASE	EMPLOYEE COST	DOLLAR INCREASE	PERCENT INCREASE
HIGH OPTION										
Employee Only	–0–	$ 13 68	$13 68	NA	$ 15 59	$ 1 91	14 0%	$ 17.78	$ 2 19	14 0%
Employee + Child	$106 71	115 12	8 41	7 9%	138 14	23 02	20 0%	165 77	27 63	20 0%
Employee + Spouse	106 71	121 74	15 03	14 1%	146 09	24 35	20 0%	175 31	29 22	20 0%
Employee + Family	106 71	129 95	23 24	21 8%	155 94	25 99	20 0%	187 13	31 19	20 0%
Retiree Only*	–0–	8 22	8 22	NA	9 37	1 15	14 0%	10 08	1 31	14 0%
Retiree + Spouse	40 45	50 56	10 11	25 0%	63 20	12 64	25 0%	79 00	15 80	25 0%
LOW OPTION										
Employee Only	–0–	--	--	--	--	--	--	--	--	--
Employee + Child	$106 71	$105 91	$ (80)	(75%)	$127 09	$21.18	20 0%	$152 51	$ 25 42	20 0%
Employee + Spouse	106 71	112 00	5 29	5 0%	134 40	22 40	20 0%	161 29	26 89	20 0%
Employee + Family	106 71	119 55	12 84	12 0%	143 46	23 91	20 0%	172 16	28 70	20 0%
Retiree Only*	–0–	--	--	--	--	--	--	--	--	--
Retiree + Spouse	60 50	46 52	6 07	15 0%	58 14	11 62	25 0%	72 68	14 54	25 0%

*Applies only to Retirees age 65 or older; Retirees under 65 are covered by employee rates

**Depends on Trend of Medical Inflation Rate

NOTE (1) High Option = $200 Deductible

(2) Low Option = $400 Deductible

DRAFT

EXAMPLES OF THE IMPACT OF INSURANCE RATE INCREASE FOR RETIREES IN YEAR I – PAYING 50% FOR COMBINED COVERAGE OVER 3 YEARS

Job Title	Current Gross Monthly Retirement Benefit	Current Net Monthly Retirement Benefit After Taxes And Insurance	Gross Monthly Retirement Benefit With 5% Cost Of Living Increase	Net Monthly Retirement Benefit After Taxes and Insurance Rate Increase Of $41.81/mo.	Difference In Net
Laborer I	$707	$600	$742	$588	−12 (−2%)
Civil Engineer II	$1,906	$1,545	$2,001	$1,576	+ 31 (+2%)
Sanitation Crew Chief I	$660	$553	$693	$544	−9 (−1 65%)
Police Officer	$1,452	$1,189	$1,525	$1,203	+ 14 (+ 1%)
Treatment Plant Supr	$1,176	$972	$1,235	$980	+ 8 (+ .8%)

ASSUMPTIONS: Examples are based on a retiree (not eligible for Medicare) with family coverage claiming married status with 1 exemption

DRAFT

EXAMPLES OF THE IMPACT OF INSURANCE RATE INCREASE FOR RETIREES IN YEAR I IF RATED SEPARATELY WITHOUT PHASE-IN

Job Title	Current Gross Monthly Retirement Benefit	Current Net Monthly Retirement Benefit After Taxes And Insurance	Gross Monthly Retirement Benefit With 5% Cost of Living Increase	Net Monthly Retirement Benefit After Taxes and Insurance Rate Increase Of $130.92/mo.	Difference In Net
Laborer I	$707	$600	$742	$499	−101 (−16 8%)
Civil Engineer II	$1,906	$1,545	$2,001	$1,487	−58 (−3 7%)
Sanitation Crew Chief I	$660	$553	$693	$455	−98 (−18%)
Police Officer	$1,452	$1,189	$1,525	$1,114	−75 (−6 3%)
Treatment Plant Supr	$1,176	$972	$1,235	$891	−81 (−8 3%)

ASSUMPTIONS: Examples are based on a retiree (not eligible for Medicare) with family coverage claiming married status with 1 exemption

Handouts
June 7, 1993

Table of Contents

June 2 Workshop Questions and Answers 243

Attachment 1 - Transit Fare Decision 249

Attachment 2 - Cable Television Services Assessment 253

Attachment 3 - Carolinas Partnership, Centralina Council of Government and Carolinas Transportation Compact 257

Attachment 4 - Public Service & Information Services Assessment 284

Contract Evaluations 287

User Fee Information 299

Issue Papers 315

Budget Workshop
June 7, 1993

Agenda

5:00	Report on Employee Health Insurance	Mayor's Task Force John Freeman, Towers Perrin Bill Wilder
5:30	Dinner	
5:45	Questions Concerning Roll-Out Garbage Project Design	Wayman Pearson
6·00	Continued Council Discussion of Budget	
6.45	Break and Adjourn to Public Hearing in Council Chamber	

City of Charlotte
Budget Workshop
Questions and Answers
June 7, 1993

Q1. How much do we save in FY94 by implementing the broad banding pay structure on employee anniversary dates?

A. The City will avoid $2.4 million in FY94 by implementing the new proposed pay structure on employee anniversary dates.

Q2. Provide Council with copies of the minutes from discussion and decisions concerning a transit fare increase.

A. Although Council had previously decided in February, 1993 to increase the fare by 20¢, that decision was reversed on April 26 by a motion to defer the rate increase The decision was unanimous.

Please see Attachment 1 for details of the discussion.

Q3. Why has there been a decrease in Police Officers?

A. The net decrease of 17.75 allocations in the Police Department (which also includes Animal Control) is not a decrease in police officers. It is the result of·

1) Rightsizing· Animal Control- one director; one Animal Control officer; 2.25 Animal Control security service assistants

   Police- five office assistants, 1.5 custodians, a records clerk and supervisor, a public information specialist; and one sergeant as described below.

2) Civilianization/Reorganization.

   One sergeant allocation reduced due to the reassignment of off-duty employment work to noise control position; one major allocation added through the trade of a patrol officer allocation.

3) Other Actions:

Grant Expiration· six patrol officer allocations reduced due to end of State grant which funded the positions since FY92.

School Resource Officers. eight officers added as result of agreement with the School Board.

Q4. Explain the need for a 5.14% water/sewer rate increase.

A. Water and sewer rates are set based on a modeling technique which takes into account projected short term and long term expenditures. This is done to ensure that wide fluctuations in yearly rates are minimized.

While the FY94 Water and Sewer Operating budget is decreased 3 1% from FY93, a rate increase is necessary to support retirement of bonds which have paid for the infrastructure which exists today and that planned for the future. For the past several years annual rate increases in the range of 7% have been projected Last year when Council approved the Street Main Extension program it was projected that rates might increase as much as 9%. Refinancing a significant portion of the debt and reductions in operating costs have allowed for a much lower rate percentage increase

The 5.14% rate increase projected for FY94 is the lowest percentage increase in the past five years. The typical percentage increase in water/sewer bills has been.

FY89	4.60%
FY90	5 43%
FY91	5.21%
FY92	7.34%
FY93	6.38%

Q5. Why is the CityFair budget increased from FY94 to FY95?

A. This account ($280,628 in FY94 and $447,100 in FY95) represents the shortfall between CityFair Parking Deck revenues and expenses. The FY93 budget is $592,050, so FY94 is actually a significant reduction from FY93.

There are several reasons for the fluctuation in these numbers.

- parking revenues have continued to increase over the past four years This increase results primarily from an increase in the number of monthly parkers, which has increased from 133 four years ago to 309 currently. An increase in the revenue reduces the shortfall from the expenses

- the lower budget from FY93 to FY94 is also due in large part to the anticipated close-out of several CityFair-related accounts. The balances of these accounts will be available in FY94 to offset the amount of revenue shortfall.

Budgets beyond FY95 are expected to reflect slight decreases in the budgeted contribution to CityFair because parking revenues are expected to continue to rise

Q6. Why and by how much is the Cable Franchise Oversight Division's budget projected to increase in FY94 and FY95?

A. The Division's total budget will decrease by $11,419 in FY94 and by $7,093 in FY95 over their FY93 budget total. For additional information, please refer to Attachment 2 for the Division's Services Assessment Review

Q7. What would it cost to exempt churches from stormwater fees?

A. $350,000 annually

Q8. What do we receive by supporting Carolina's Partnership, Centralina Council of Governments, and Carolina's Transportation Compact?

A. Please see Attachment 3.

Q9. What would it cost to pay out bonds on the CityFair parking deck?

A. $5,430,000. There are two relevant points:

- American Fidelity has an option for four more years to buy CityFair for the amount of the unpaid balance ($5 43 million) If the bonds were retired, American Fidelity would have the opportunity to "buy" or assume ownership of the building for the unpaid balance, which would be zero.

- American Fidelity's option has hampered our ability to refinance or restructure the terms of the debt for the CityFair Parking Deck.

Q10. What would a 2.5% across the board merit increase cost by Fund?

A. A 2.5% pay adjustment implemented July 1, 1993 would cost an estimated $3 8 million city-wide for FY94, with distribution as follows:

General Fund	$3,013,500
Water and Sewer Fund	446,258
Aviation Fund	152,577
Community Development Fund	46,479
Public Transportation Fund	32,612
Storm Water Fund	24,092
Employment and Training Fund	19,799
Insurance & Risk Management Fund	18,775
TOTAL	$3,754,092

Q11. What is the status of the Children's Services Network? How do the Teen Health Connection, Success by Six, and Children's Services Network relate with each other?

A. Children's Services Network has hired a new director, Frank Spencer, who will make a presentation on the status of CSN at the June 16, 1993 meeting.

Q12. What has caused the large drop in General Liability Insurance?

A. The General Fund cost for liability insurance and Workers' Compensation has dropped from $9.3 million in FY93 to $3,185,690 in FY94 FY95 is projected to increase to $6,078,873.

The reasons for this drop are:

- A change in the way the actuarial study was done. The new actuary looked at losses over a longer period of time, over which our losses were not as bad as in the last 5 years.
- We now have enough of our own loss data to reduce the actuary's reliance on "industry standards". Our losses are less than industry standards.
- The Manager has instructed that loss control programs be put into place in all departments
- Council approved changes in the Workers' Compensation program last year that reduced our costs.
- Last year, we were paying for the accumulated losses of 5 previous years. Once that payment is made, the funding level can drop.

Q13. Why and by how much is the Public Service and Information Department's budget projected to increase in FY94 and FY95? How much is budgeted for CityPage in FY94 and FY95?

A. The Department's total budget, excluding departmental charges, will increase by $4,728 in FY94 and by $38,556 in FY95 over their FY93 budget total. These increases are due to the $39,000 needed to lease three cameras and one video switcher to replace existing equipment in the television studio. (The Department absorbed the remainder of the $39,000 increase for the equipment.) For additional information, please refer to Attachment 4 for the Department's Services Assessment Review.

$43,200 per year is budgeted for CityPage. Note: Part of this money was originally drawn from existing department advertising budgets.

Q14. Are the costs for cleaning and collecting garbage in Municipal Services Districts offset by tax collections from these districts?

A. No. These costs were partially offset in FY92 by a $195,000 contribution from the tax district to the general fund. This contribution was eliminated by Council in FY93.

Q15. Provide a chart reflecting retiree insurance costs with examples of personnel costs (- what they make in retirement?)

A. Human Resources will provide a handout which will include this information

Q16. Provide charts reflecting the phase in of ratings split and the phase in of cost shift for employee insurance.

A. Human Resources will provide a handout which will include this information

Q17. What is the impact of having those with individual insurance go to paying the full 10% share now?

A. Human Resources will provide a handout which will include this information.

Q18. Under items not included in the budget (Pages ES-16-19), why was the Engineering LAN work order system not funded at $5,000 ?

A. Under the budget preparation guidelines, no capital outlay items were to be funded that exceeded a 0% growth in operating expenses After preparation of the budget, however, funding was identified in the current year from savings in annual replacement part line item; therefore, it is no longer an unfunded item

Item No. 4
April 26, 1993

FY94 AND FY95 TRANSIT BUDGET OPTIONS

Wendell White, City Manager, recommended the Council approve the process and principle staff has put forward if they think well of it and give them some guidance if they wish, as they go into the final stages of preparing the budget.

[Motion was made by Councilmember Mangum, seconded by Councilmember]
[Patterson, to approve the process.]

Councilmember Scarborough asked if the process includes the options which are on the board?

Mr. White stated the Council could respond separately to the short-term options.

The vote was taken on the motion and carried unanimously.

Councilmember Hammond said having approved the citizens involvement process, they have four issues to vote on and she feels they should be able to decide some of this on the floor tonight as direction for the budget and other aspects need to be referred to the Transportation Committee. She said she hopes the council will fund the Transit System at the current level of service that will put them in a holding pattern this year while they learn what it is they have said they want to learn about running a good transit system. She feels they should direct the Manager to proceed with writing a request for proposal or qualifications on hiring an outside consultant. They need the credibility that an outside, unbiased, objective consultant can bring therefore she hopes they will approve the next step of that which will direct the Manager to put together a request for proposal.

Ms. Hammond stated with regards to the options for implementing the transit vision, they should send that to the Transportation Committee because they do not have a change to discuss whether it is worth testing at the cost of $250,000 for a commuter route or $150,000 for neighborhood services or $750,000 for the circumferential route. That needs more discussion and it should be handled in the Transportation Committee. With regards to the options to increase funding, that they approve the options suggested, (1) service standard reduction which is Mr. McCrory's concern; (2) the trade-in of the capital funds, but hold off on the fare adjustment until they learn what the legislature is going to do about the $5 auto tag increase, since they have indicated they have a concern about doing both of those at the same time.

[Motion was made by Councilmember Hammond, seconded by Councilmember]
[Campbell, to approve Option A, B, send C to Transportation Committee,]
[approve 1 and 2 of Option D and defer 3.]

After much discussion the vote was taken on the motion and carried unanimously.

Current Service Level:

A. Recommend that the Transit Fund be funded at the current service level for FY94 with the operating deficit of $1.5 million funded by the Transit Fund fund balance. The FY95 budget, however, is not balanced.

If Council approves this strategy for the FY94 budget, then there will be $500,000 remaining in the fund balance.

Options for use of these funds are included in items B and C. Options to increase available revenues are included in item D.

Performance Audit:

Financial/Compliance A & B Division to Transit's D-1 & 2 and Future 3 Year Plan.

B. Fund a performance audit review of the transit system. Approval of $200,000 for a performance audit with the following major activities:

1) assessment of the routing system
2) assessment of equipment use and specification
3) maintenance and operating procedures
4) other issues from Barton-Aschman Associates review and City Council request

Vision Options:

C. Partially fund one or more of the Transit Vision Options. (See attachment for detailed description of options.)

OPTION	COST FY94	COST FY95
1) Commuter Routes	$250,000	$250,000
2) Demand Response Service	$100,000	$100,000
3) Neighborhood Service	$150,000	$150,000
4) Circumferential Route	$750,000	$750,000

Increase Funding:

D. Consider options to Increase System Funding. (See attachment for description of funding options)

OPTION	FY94	FY95
1) Svc Standard Reduction	$509,000	$509,000
2) Trade-in capital funds	$666,000	
3) Fare adjustm't	$106,000	$106,000

ATTACHMENT 2

SERVICES ASSESSMENT REVIEW

Agency/Department: CIS - Cable Television/Contracts Division

Mission Statement: To provide the leadership to ensure that citizen and governmental interests are protected in cable franchising issues and cable communications networks are utilized to their fullest potential.

BUDGET BEFORE RIGHTSIZING:	$ 151,000
BUDGET AFTER RIGHTSIZING:	$ 102,850
POSITIONS BEFORE RIGHTSIZING:	3
POSITIONS AFTER RIGHTSIZING:	2

Mecklenburg County services contract contributes $25,000 annually to this budget

List the major service goals:

- Administer existing franchise agreements, including implementing local, state, and federal regulations.
- Monitor and review cable television operator performance.
- Draft, negotiate and administer new cable television and other communications-related agreements
- Negotiate disputed cable television-related issues
- Provide consultation on cable television-related issues to citizens, community agencies and city/county departments.
- Resolve citizen cable television-related complaints.
- Provide staff support to the Citizen's Cable Oversight Committee.

List the strategies used to accomplish the service goals:

- Secure and conduct timely review of all monthly, quarterly and annual reports and/or fees which cable operators are required to file with the City or County under their respective franchise agreements.
- Maintain an on-going performance record on each cable operator, particularly as related to customer service and technical standards.
- Regulate cable operators' adherence to local, state and federal laws.
- Maintain pro-active lines of communications with cable operators, technical experts and the legal profession in order to take advantage of new technologies, legislation and court decisions
- Provide assistance, as required, to city and county departments to ensure the receipt of all revenues due, and cost avoidance/savings whenever possible in cable television-related areas

Major accomplishments over the past year:

- As a result of Division efforts since March 1992, total refunds, cost avoidance/savings, additional revenues incurred for the City amounted to $81,575 and an additional $113,808 for Mecklenburg County Refunds, cost savings, and revenues which will recur annually as a result of the Division's efforts in this same period amount to $16,900 for the City and $101,068 for the County. (See Attachment 1 for itemization.) Since the creation of the Division in 1988, total refunds, cost savings and additional revenues for cable subscribers, cable operators and city/county agencies have amounted to $1,276,336, with recurring annual amounts equalling $336,942. (See Attachment 2 for itemization)
- Initiated process, assisted in franchise drafting and negotiation of PrivaCom (private fiber optic communications carrier) franchise agreement.

Challenges of the future:

- Implement new federal cable act, and accompanying FCC regulations, including securing cable television rate control certification for both the City and County.
- Complete review, which was initiated by the Division and is currently in process, of city/county data, video and voice communications needs and potential for fulfillment of said needs via cable television operators broadband communications networks with accompanying cost reduction possibilities.

ATTACHMENT 1

DATE: 05/10/93
PAGE: 1

CHARLOTTE - MECKLENBURG
CABLE TELEVISION/CONTRACTS DIVISION
REFUNDS - COST AVOIDANCE/SAVINGS - ADDITIONAL REVENUES
SUMMARY REPORT

DATE	CABLE COMPANY	SUMMARY OF ACTIVITY	ONE-TIME AMOUNT	ANNUAL AMOUNT	TOTAL AMOUNT
05/04/92	VISION CABLE	ADDITIONAL REVENUES FOR CITY FRANCHISE FEE PAYMENT ERROR BY CABLE CO.	$59,013.25	$0.00	$59,013 25
07/27/92	CABLEVISION	COST AVOIDANCE FOR CITY CABLE CO. TO PROVIDE FREE AUDIT REPORTS	$20,000.00	$10,000.00	$30,000.00
10/01/92	CABLEVISION	COST AVOIDANCE FOR CITY AIRPORT NO MONTHLY SERVICE CHARGES FOR CABLE TV	$0.00	$6,900.00	$6,900.00
01/28/93	VISION CABLE	ADDITIONAL REVENUES FOR CITY FRANCHISE FEE PAYMENT ERROR BY CABLE CO.	$765.23	$0.00	$765.23
03/03/93	VISION CABLE	COST AVOIDANCE FOR CITY ANIMAL SHELTER INSTALL COST REDUCTION	$1,797.00	$0.00	$1,797.00

TOTAL ONE-TIME REFUNDS + COST AVOIDANCE/SAVINGS + ADDITIONAL REVENUES = $81,575.48
TOTAL ANNUAL COST AVOIDANCE/SAVINGS + ADDITIONAL REVENUES = $16,900.00
TOTAL ALL REFUNDS + COST AVOIDANCE/SAVINGS + ADDITIONAL REVENUES = $98,475.48

DATE: 05/10/93
PAGE: 1

CHARLOTTE - MECKLENBURG
CABLE TELEVISION/CONTRACTS DIVISION
REFUNDS - COST AVOIDANCE/SAVINGS - ADDITIONAL REVENUES
SUMMARY REPORT

DATE	CABLE COMPANY	SUMMARY OF ACTIVITY	ONE-TIME AMOUNT	ANNUAL AMOUNT	TOTAL AMOUNT
04/01/92	CABLEVISION	REFUND & COST AVOIDANCE FOR COUNTY BILLING ERRORS BY CABLE COMPANY	$1,503.71	$1,068.00	$2,751.71
04/28/92	VISION CABLE	COST AVOIDANCE FOR COUNTY USE OF CABLE CO. WTVI GRANT MONEY BY PSI	$100,000.00	$100,000.00	$100,000.00
01/28/93	VISION CABLE	ADDITIONAL REVENUES FOR COUNTY FRANCHISE FEE PAYMENT ERROR BY CABLE CO.	$4,891.23	$0.00	$4,891.23
03/19/93	VISION CABLE	ADDITIONAL REVENUES FOR COUNTY EMERGENCY VIDEO EQMPT PURCHASES FUNDING	$7,414.00	$0.00	$7,414.00

TOTAL ONE-TIME REFUNDS + COST AVOIDANCE/SAVINGS + ADDITIONAL REVENUES = $113,808.94
TOTAL ANNUAL COST AVOIDANCE/SAVINGS + ADDITIONAL REVENUES = $101,068.00
TOTAL ALL REFUNDS + COST AVOIDANCE/SAVINGS + ADDITIONAL REVENUES = $115,056.94

ATTACHMENT 2

DATE 05/10/93
PAGE. 1

CHARLOTTE - MECKLENBURG
CABLE TELEVISION/CONTRACTS DIVISION
REFUNDS - COST AVOIDANCE/SAVINGS - ADDITIONAL REVENUES
SUMMARY REPORT

DATE	CABLE COMPANY	SUMMARY OF ACTIVITY	ONE-TIME AMOUNT	ANNUAL AMOUNT	TOTAL AMOUNT
04/02/89	CABLEVISION	ADDITIONAL REVENUES FOR CITY FRANCHISE FEE PAYMENT ERROR BY CABLE CO.	$15,940.00	$0.00	$15,940.00
02/02/90	VISION CABLE	ADDITIONAL REVENUES FOR CITY FRANCHISE FEE PAYMENT ERROR BY CABLE CO.	$3,742.01	$0.00	$3,742.01
08/16/90	CABLEVISION	COST AVOIDANCE FOR CITY DID NOT HAVE TO PAY TO MOVE CABLE LINES	$46,325.90	$0.00	$46,325.90
10/02/90	VISION CABLE	ADDITIONAL REVENUES FOR COUNTY FRANCHISE FEE PAYMENT ERROR BY CABLE CO.	$6,600.72	$0.00	$6,600.72
08/12/91	VISION CABLE	COST AVOIDANCE FOR CITY DID NOT HAVE TO PAY TO EXTEND LINES	$1,127.25	$0.00	$1,127.25
09/02/91	CABLEVISION	REFUND & COST AVOIDANCE FOR COUNTY BILLING ERRORS BY CABLE COMPANY	$978.50	$274.20	$1,252.70
11/01/91	CABLEVISION	SAVINGS FOR CITY CABLE SUBSCRIBERS DELAY OF CABLE COMPANY RATE INCREASE	$727,200.00	$0.00	$727,200.00
03/01/92	CABLEVISION	SAVINGS FOR CITY CABLE SUBSCRIBERS DROP IN CABLE COMPANY'S LATE FEE CHARGES	$0.00	$218,700.00	$218,700.00
03/17/92	CABLEVISION	COST AVOIDANCE FOR CABLE COMPANY RELOCATION OF LINES AROUND CONSTRUCTION	$36,000.00	$0.00	$36,000.00
04/01/92	CABLEVISION	REFUND & COST AVOIDANCE FOR COUNTY BILLING ERRORS BY CABLE COMPANY	$1,503.71	$1,068.00	$2,751.71
[illegible]/28/92	VISION CABLE	COST AVOIDANCE FOR COUNTY USE OF CABLE CO. WTVI GRANT MONEY BY PSI	$100,000.00	$100,000.00	$100,000.00
05/04/92	VISION CABLE	ADDITIONAL REVENUES FOR CITY FRANCHISE FEE PAYMENT ERROR BY CABLE CO.	$59,013.25	$0.00	$59,013 25
07/27/92	CABLEVISION	COST AVOIDANCE FOR CITY CABLE CO. TO PROVIDE FREE AUDIT REPORTS	$20,000.00	$10,000.00	$30,000.00
10/01/92	CABLEVISION	COST AVOIDANCE FOR CITY AIRPORT NO MONTHLY SERVICE CHARGES FOR CABLE TV	$0.00	$6,900.00	$6,900.00
12/30/92	VISION CABLE	COST AVOIDANCE FOR C-M SCHOOLS PURCHASE OF CHARACTER GENERATOR	$5,915.00	$0.00	$5,915.00
01/28/93	VISION CABLE	ADDITIONAL REVENUES FOR COUNTY FRANCHISE FEE PAYMENT ERROR BY CABLE CO.	$4,891.23	$0.00	$4,891.23
01/28/93	VISION CABLE	ADDITIONAL REVENUES FOR CITY FRANCHISE FEE PAYMENT ERROR BY CABLE CO.	$765.23	$0.00	$765.23
03/03/93	VISION CABLE	COST AVOIDANCE FOR CITY ANIMAL SHELTER INSTALL COST REDUCTION	$1,797.00	$0.00	$1,797.00
03/19/93	VISION CABLE	ADDITIONAL REVENUES FOR COUNTY EMERGENCY VIDEO EQMPT PURCHASES FUNDING	$7,414.00	$0.00	$7,414.00

TOTAL ONE TIME REFUNDS + COST AVOIDANCE/SAVINGS + ADDITIONAL REVENUES = $1,039,213.80
TOTAL ANNUAL COST AVOIDANCE/SAVINGS + ADDITIONAL REVENUES = $336,942.20
TOTAL ALL REFUNDS + COST AVOIDANCE/SAVINGS + ADDITIONAL REVENUES = $1,276,336.00

ATTACHMENT 3

CAROLINAS PARTNERSHIP
CENTRALINA COUNCIL OF GOVERNMENT
CAROLINAS TRANSPORTATION COMPACT

CHAIRMAN DAVID WARD
VICE CHAIRMAN CAROLYN CARPENTER
SECRETARY PHIL HARGETT
TREASURER ROBERT RANDALL

CENTRALINA COUNCIL OF GOVERNMENTS

POST OFFICE BOX 35008
CHARLOTTE N C 28235
704/372 2416

ONE CHARLOTTETOWN CENTER
1300 BAXTER STREET
FAX 704/347 4710

RECEIVED
APR 2 1993
OFFICE OF BUDGET AND EVALUATION

Date: March 16, 1993

To: Viola T. Alexander, Director Budget and Evaluation

From: E. Lee Armour, Executive Director

Subject: FY94 Member Dues Notice / Invoice to Follow

The City of Charlotte FY94 member dues are $71810.

Centralina's 1993-1994 fiscal year budget is a $2,069,529 balanced budget which has been approved by our Board of Delegates at our March 10 meeting in Salisbury.

Centralina's goal is to become a more pro-active and useful agency for our members and region by providing relevant planning information and technical support service. This year's largest programs will spend over 95% of the budget and include grant administration, technical assistance, staff for the Centralina Development Corporation and the Marine Commissions, and general services. The work of the largest programs is preparing plans and administering regional grants (Aging, Job Training, and EMS) and providing in-depth contracted technical assistance to members - all activities continued from past years. The newest programs are the regional building permit system, computerized mapping (Geographic Information System), a 205-J Wastewater grant, regional planning activities which include solid waste management and rivers studies, the Catawba River Corridor Study, and the Regional Atlas.

The member dues rate is the same seventeen cents per capita as in 1993 (based on updated population estimates from the State Demographer). This will generate $333,317 in dues revenues, an increase of $5,584. The local revenues (dues plus interest earnings and other revenue items) will be spent as follows: $136,632 to match grants; $99,449 for administrative expenses, $70,822 for 'free-hours' projects; $44,214 to develop TA projects and to train TA workers; and $40,804 for the regional solid waste and river planning efforts.

The expenses in this budget are only the necessary expenses required to meet the regional goals. The historic support for appropriate staff pay has actually enabled us to keep dues at the lowest in the state while concurrently providing unmatched service to our members. Programs like TA and CDC staffing also help pay our overhead which would be paid by higher dues otherwise.

CITY OF CHARLOTTE
AGENCY REQUEST
FY94-FY95 BUDGET

NAME OF ORGANIZATION: CENTRALINA COUNCIL OF GOVERNMENTS

ADDRESS: 1300 BAXTER STREET
CHARLOTTE, NC 28204

TELEPHONE: 704-372-2416

DIRECTOR: E. Lee Armour, Executive Director

CONTACT PERSON: E. Lee Armour, Executive Director

TOTAL AMOUNT REQUESTED FY94: 71,810 **FY95:**

TOTAL AMOUNT OF UNUSED FY93 CITY FUNDING WHICH WILL BE RETURNED: 0

FUNCTION OF ORGANIZATION - GOALS AND OBJECTIVES

(Please indicate proposed FY94 and FY95 objectives for your organization.)

GOALS AND ACTIVITIES

Goal Statement

Centralina is proposing to become a more useful agency for our members and region by providing relevant planning information and technical support services, to emphasize newer activities, and to continue all its traditional activities. The region's elected officials and scholars and media have endorsed regional approaches to regional needs - water resource and solid waste management are two of the needs. The Council's new and newer activities focus on these needs. The emphasis of our newer activities is in line with

our Executive Committee's directives for the staff be pro-active in its work. For this goal, the Catawba River Corridor Study; the Regional Atlas; and the Geographic Information System of regional and subregional data-mapping have been started. Additionally, the staff has been working with the Yadkin-Pee Dee River Corridor neighbors to implement a Wastewater grant and to weigh the support for a marine commission and a Yadkin corridor study.

New and Newer Activities

Centralina has a group of activities that are new in this calendar year and another group of activities that are newer than our largest programs. These are programs we have been aware of longer than we have been active in. Because of our improved resources, smaller financial barriers, and equipment that is more available and lower-cost; we are able to work with these regional issues and region-wide issues.

The new activities are: the regional building permit tracking system, the regional atlas, the GIS data-mapping system, and the Catawba River Corridor Study. The regional building permit tracking system gathers current data for the region so our members can plan and promote growth in their communities. The regional atlas presents demographic data by census tract our members can use in planning services delivery and capital needs. The GIS system is a resource our members can use like the atlas, but it will generate more maps with specific and different data. These maps can be very specific within communities and address precise community issues. The Catawba River Corridor Study, paid by supportive members and corporate citizens, is an effort to bring the River's neighbors and users together to look at its future.

The newer activities - continued from recent years - are: river basin planning, solid waste management effort, reemphasized data services - data book, and wastewater grant administration. The river basin planning proposes to continue sharing information about the Catawba and Yadkin Pee Dee development and conservation through task forces of government and private sector leaders. The regional solid waste management effort proposes first to gather, keep and share information about the region's solid waste characteristics and state of affairs and marketability; and second to conduct training and information sharing meetings, to provide technical assistance for members, and to coordinate resource sharing. The regional data services and data book disseminate information about the people, places, and infra-structure of these eight counties in formats and scope that no other documents have. The wastewater grants (we are now working on the third 205-j grant) test streams and generate educational documents that help us understand the health of the streams that feed our water supply.

Core Activities

This budget proposes to continue preparing regional plans and administering the available grant programs (Aging, Job Training, and EMS). It also proposes to continue providing in-depth technical assistance (preparing zoning ordinances, personnel ordinances and pay plans, annexation studies, Americans with Disabilities Act studies, operation manuals, subdivision regulations, house and property numbering systems, emergency services studies community development block grants applications and administration, voting district plans, strategic planning studies, purchasing systems, management information systems/record surveys, other management analysis studies, personnel studies, grant applications, communication systems studies, and land use - development plans; mapping and drafting; on-going planning; and conducting personnel assessment centers) to members on a contracted basis so the members can have access to the experience and skills of the COG staff. This provides our members an opportunity to use a familiar professional level person to reach their objectives without a permanent staff increase for the contracting member.

CENTRALINA COUNCIL OF GOVERNMENTS

To be a useful agency for member counties, municipalities, and the region by providing relevant planning information and technical support services, to emphasize newer activities, and to continue all its traditional activities.

FY93 ACCOMPLISHMENTS

1) Instituted a regional atlas and GIS data–mapping system which presents demographic data by census tract which members can use in planning services delivery and capital needs, and which will generate more maps with specific information within communities and address precise community issues

2) Conducted a Catawba River Corridor Study which is an effort to bring the River's neighbors and users together to look at its future

3) Continuing a newer activity which is the solid waste management effort. This effort proposes first to gather, keep and share information abouth the region's solid waste characteristics and state of affairs and marketability, and second to conduct training and information sharing meetings, to provide technical assistance members, and to coordinate resource sharing

FUNDING REQUEST

FY93	FY94–FY95
o FY93 funding is $71,003 o The total agency budget is $1 99 million which is supported by 8 counties, 54 municipalities, and the state of North Carolina o The City funds approximately 3% of the program s budget	o FY94 budget request is $71,810 o FY94 recommended budget is $71,810 o FY95 budget request is $71,810 o FY95 recommended budget is $71,810

Additional Information
On File in Council Library

RECEIVED
APR 7 1993
OFFICE OF BUDGET
AND EVALUATION

Viola T. Alexander
Budget and Evaluation
City of Charlotte
600 East Fourth Street
Charlotte, NC 28202-2842

March 16,1993

Dear Ms Alexander,

Please find the information that you requested concerning the Carolinas Transportation Compact funding by the city of Charlotte

This information contains the dollar amount requested from the city, the purpose and mission of our organization, our use of funds, the impact if the city's contribution was reduced or eliminated, and past budgets

Our agency does not file an income tax return, but is audited by the University of North Carolina at Charlotte

If there is any additional information that you require, please do not hesitate to contact Sonny Timmerman, Beverly Youmans, or Ben Barnes

Sincerely,

H E. "Sonny" Timmerman
Executive Director CTC

CITY OF CHARLOTTE
AGENCY REQUEST
FY94-FY95 BUDGET

NAME OF ORGANIZATION: CAROLINAS TRANSPORTATION Compact

ADDRESS: URBAN INSTITUTE
UNC- CHARLOTTE
CHARLOTTE, N.C 28232

TELEPHONE: (704) 547-2317

DIRECTOR: H E. "SONNY" TIMMERMAN

CONTACT PERSON: SONNY TIMMERMAN, BEN BARNES

TOTAL AMOUNT REQUESTED FY94: $ 36,450 from MECKLENBURG + CHARLOTTE **FY95:**

TOTAL AMOUNT OF UNUSED FY93 CITY FUNDING WHICH WILL BE RETURNED:

FUNCTION OF ORGANIZATION - GOALS AND OBJECTIVES

(Please indicate proposed FY94 and FY95 objectives for your organization.)

PLEASE SEE ATTACHED

CAROLINAS TRANSPORTATION COMPACT

WORK PROGRAM FOR FISCAL YEAR 1993- 1994 - SUMMARY

1/5/93

INTRODUCTION

The work program will describe the activities undertaken to support the member governments of the CAROLINAS TRANSPORTATION COMPACT (CTC) The CTC is a regional transportation planning organization for the hub of the two Carolinas whose mission is to serve the local governments of the Charlotte, NC - SC Metro region, establish pro-active efforts to plan for adequate regional transportation facilities that will enhance quality of life and economic opportunity within the region, complement, strengthen and cooperate with the two states, MPOs and local governments in transportation planning, transportation delivery and management, and focus on regional, multi-county and bi-state transportation issues which transcend political and functional responsibilities

This work program is divided into three main sections These sections will focus on activities in the areas of (A) - Administration, (B) - Regional Planning, and (C) - Assistance to local and state governments Each section details the activities proposed

ADMINISTRATION

This section describes the work necessary to manage the CTC and support its members

A-1 PROGRAM MANAGEMENT

Work Proposed - The Executive Director and the staff of the CTC will manage the overall program, monitor expenditures, evaluate progress on individual work items, as well as set up and coordinate all meetings of the CTC and its committees Other UNC- Charlotte staff and the Executive Director will handle all correspondence, newsletters, payments and other general administrative activities (includes University fees) Program management includes all general activities not included specifically in other areas of the work program

Staffing - The Executive Director and staff of the CTC and Urban Institute will conduct all activities

REGIONAL PLANNING

This area of the work program details the technical activities proposed and the studies to be done in support of the CTC's regional goals All transportation planning activities undertaken that require any CTC funds are described If other funds are involved, they are also shown so that the total magnitude of the work activity can be seen

B-1 HIGHWAYS - "CAROLINAS PARKWAY"

Work Proposed - The two state transportation agencies are conducting a feasibility study of the "CAROLINAS PARKWAY" This study includes a review and identification of alternative corridors, and an evaluation of the corridors on the basis of (1) travel service, (2) economic considerations, (3) environmental impacts, (4) cost and (5) relationship and impacts on currently programmed or planned highway projects The CTC will work with the two states to help access the need and local desires for such a facility

Staffing -The State of North Carolina has retained a consultant to carry out the study The Executive Director and staff will coordinate with both states and local governments and assist as requested.

B-2 MASS TRANSPORTATION - RTA FEASIBILITY STUDY

Work Proposed - A study of the feasibility of and organizational structure for a regional mass transportation system is underway. This study focuses on the current and potential future demand for regional and inter-city mass transportation, the type of service, as well as the role transit plays both now and in the future in the regional movement of people and goods Results of this study show that some regional system is desired and needed, and an evaluation of the type and scope of an organization to manage and set policy is underway

The feasibility phase of the RTA study was completed in October 1992 A second phase was begun in the fall of 1992 to draft possible state legislation, obtain ideas and input from local governments in the region and try to develop a concensus proposal from local governments If this second phase study results in an acceptable authority for the region, it is anticipated that two additional phases may be needed. The first would consist of assisting the states in implementing the desired RTA and carrying out necessary local functions until a governing body and funding is in place The second phase could be a technical assessment of travel patterns and transit demands This demand analysis would allow the RTA to "hit the ground running" when it is formed and funded by legislation

Staffing - The two states have contracted with the CTC and the Urban Institute at UNC-C to manage and conduct the study It is anticipated this would continue for subsequent phases

B-3 RAIL RIGHT-OF-WAY PRESERVATION

Work Proposed - It is essential for local communities to plan now for the protection and preservation of existing rail corridors that may be abandoned. These rail corridors could be used for transportation or other public uses An assessment of all rail corridors will be made and evaluated for potential public uses after the first phase of the RTA Feasibility Study is completed Work will continue on the legislative fronts to insure that state statutes are adequate for the needs of this region

Staffing - The Executive Director and staff of the CTC and Urban Institute will conduct this work

B-5 REGIONAL TRANSPORTATION PLAN

Work Proposed - The "Vision Paper" describing the directions the Charlotte Metro Region may take over the next 50-75 years was published by the CTC and UNC Charlotte in January 1992, and in December of 1992 a "Regional Sourcebook" developed by Michael Gallis and the City of Charlotte was published Work has begun on a regional transportation and investment plan Activities during FY 93-94 would center on coordinating with the two state transportation agencies, the MPOs and the COGs to set up the framework for the development of a regional transportation plan
B-5 (continued)
Staffing - The Executive Director and staff of the CTC will conduct this work in cooperation with the states, MPOs and COGs The staff of UNC-Charlotte Transportation Center may assist the CTC

ASSISTANCE TO LOCAL GOVERNMENTS

This section contains the work proposed to assist the member governments in their transportation activities

C-1 ASSISTANCE AND SERVICE

Work Proposed - Assistance will be provided to all member governments in their transportation related activities The CTC will encourage and host periodic meetings with the staff of the MPOs to ensure coordination of transportation plans within the region The CTC will sponsor meetings of the policy making committees of all MPOs in order to promote regional cooperation and goals The CTC will assist any government in the region, upon request, in conducting any transportation planning studies - based on available staff and budget.

Staffing - The Executive Director and staff of the CTC and Urban Institute will conduct this work in cooperation with the states, MPOs and COGs with assistance from UNC-Charlotte Transportation Center as needed

C-2 LOCAL TRANSPORTATION SUPPORT

Work Proposed - Assistance will be provided to all MPOs by sponsoring an effort to coordinate travel models The CTC would develop a regional travel model and a regional travel data base using computer programs that are as compatible as possible with those used by each MPO in its local forecasting The regional travel model could then provide travel estimates "between" MPO travel figures and insure that each local MPO model can be developed using the same regional travel estimates This effort would improve the compatibility of travel forecasts by adjoining MPOs, provide useful transportation data and should in compatible plans and program recommendations

Staffing - The Executive Director, CTC staff with possible assistance from staff of UNC-Charlotte Transportation Center will conduct this work in cooperation with the states, MPOs and COGs

USE OF REQUESTED FUNDS (Detail of Expenditures and Program Impact):

(Please include total operating funds, including reserves, and income from private fund raising related to program or segment of program funded by the City.)

PLEASE SEE ATTACHED BUDGET SUMMARY

BUDGET COMPARISON FOR THE CTC
CAROLINAS TRANSPORTATION COMPACT

JANUARY 31,1993

ITEM	SUMMARY OF BUDGET ALL FUNDS USED BY CTC & UNCC FY 1993 BUDGET	FY 1994 PROPOSED
SALARY & WAGES		
SALARIES - DIRECT	$146,500	$146,500
WAGES - DIRECT	$3,500	$3,500
SUBTOTAL	$150,000	$150,000
BENEFITS	$24,000	$24,000
TOTAL SALARY COSTS	$174,000	$174,000
DIRECT COSTS		
SUPPLIES	$6,000	$6,000
TRAVEL	$8,000	$8,000
COMMUNICATION	$3,000	$3,000
PRINTING	$3,000	$3,000
EQUIPMENT	$4,000	$4,000
OTHER MISCELLANEOUS	$4,500	$4,500
TOTAL DIRECT COSTS	$28,500	$28,500
UNIVERSITY FEES		
FEES FOR OFFICE AND GENERAL SUPPORT	$22,500	$22,500
CONTINGINCIES		
FUNDS RESERVED	$0	$0
TOTAL	**$225,000**	**$225,000**

CAROLINAS TRANSPORTATION COMPACT

A regional transportation planning organization for the hub of the two Carolinas whose mission is to: serve the local governments of the Charlotte, NC–SC Metro region; establish pro–active efforts to plan for adequate regional transportation facilities that will enhance quality of life and economic opportunity within the region; complement, strengthen and cooperate with the two states, MPOs and local governments in trans–portation planning, transportation delivery and management; and focus on re–regional, munti–county and bi–state transportation issues.

FY93 ACCOMPLISHMENTS

1) Completed phase 1 of a feasibility study of an outer–outer belt. Phase 2 will be a more in depth look at the location of the corridor, traffic, and environmental con–cerns

2) Completed Phase 1 of a feasibility study for a transit authority, and the framework for a regional transit au–thority was set Work on Phase 2 has begun to present draft legislation for the formation of the transit authority to local governments throughout the region

3) Held discussions with various regional and state groups to provide technical support in travel models, with dis–cussion underway for the development of a regional travel model

4) Reviewing legislation from the South Carolina House of Representatives Education and Public Works Committee

5) Analyzing various transportation improvement programs of the urban areas for continuity and consistency on a regional basis among these program

FUNDING REQUEST

FY93	FY94–FY95
o FY93 funding is $18,000 o The total agency budget is $225,000 which is sup–ported by 13 counties surrounding Charlotte in North and South Carolina and the respective state agencies o The City & Mecklenburg County fund $36,450 of the program's budget.	o FY94 budget request is $18,000 o FY94 recommended budget is $18,000 o FY95 budget request is $18,000 o FY95 recommended budget is $18,000

Additional Information
On File in Council Library

CITY OF CHARLOTTE
AGENCY REQUEST
FY94-FY95 BUDGET

NAME OF ORGANIZATION: Carolinas Partnership

ADDRESS: 112 S. Tryon St., Ste. 510
Charlotte, NC 28284

RECEIVED
APR 5 1993
OFFICE OF BUDGET
AND EVALUATION

TELEPHONE: 704.347.8942

DIRECTOR: Mark Heath

CONTACT PERSON: Mark Heath

TOTAL AMOUNT REQUESTED FY94: $150,000.00 **FY95:** $150,000.00

TOTAL AMOUNT OF UNUSED FY93 CITY FUNDING WHICH WILL BE RETURNED:
N/A

FUNCTION OF ORGANIZATION - GOALS AND OBJECTIVES

(Please indicate proposed FY94 and FY95 objectives for your organization.)

Strategic Plan attached - Exhibit A

USE OF REQUESTED FUNDS (Detail of Expenditures and Program Impact):

(Please include total operating funds, including reserves, and income from private fund raising related to program or segment of program funded by the City.)

Four Year Budget Projection attached - Exhibit B

REASON FOR REQUESTED INCREASE, IF ANY

No increase is being requested.

IMPACT ON OPERATIONS IF FUNDING REMAINS AT THE APPROPRIATED LEVEL

IMPACT ON OPERATIONS IF CITY FUNDING IS ELIMINATED

The global economic development marketing effort for the Charlotte Region would be seriously hurt. Our mission is to create top of mind awareness of the Charlotte Region with CEOs and corporate decision makers and any reduction in funding would come directly form marketing the Charlotte Region on a global basis.

FY93 INFORMATION
Data Related to Fiscal Year 1993
July 1, 1992 - June 30, 1993

1. **Total Agency Budget?**
   $1.6 million annually

2. **Total program budget which City helps support?**
   $1.6 million annually

3. **Who are other financial supporters?**
   The Carolinas Partnership is supported by the Public and Private Sector. Investor list attached - Exhibit C

4. **How much of Agency budget do they support?**
   Private Sector Funding makes up approximately 60% of the total funding while the Public Sector makes up the remaining 40%.

5. **How much of City-funded program do they support?**
   see #4

6. **Specifically, what is City funding used for? (Identify)**
   see "Impact" on preceeding page

7. **How many people participate in or are served by your program?**
   The Carolinas Partnership is funded by and represents a 13 county region which is referred to as the Charlotte Region. Total population of this region is 1.6 million.

8. **Which segments of the population are served?**
   All segments benefit by increase in job opportunities and tax base expansion.

9. **What accomplishments have been made by your agency during this fiscal year?**
   Annual Report attached - Exhibit D

SALARY INFORMATION

Please provide the salary and benefits information for the current and prior year on

1) **THE EXECUTIVE DIRECTOR, AND**
2) **ANYONE MAKING ABOVE $30,000, OR**
3) **THE 5 HIGHEST SALARIED POSITIONS.**

Salary	1992	1993
President	$85,000	$88,400
Research Coordinator	$27,000	$28,080
Administrative Assistant	$20,000	$20,800

Benefits:
Hospitalization (individual)
Term life insurance (2x salary)
401K retirement (participatory)
Vacation (2 Weeks)
Sick leave (5/6 day per month)
Holidays (9 per year)

The Carolinas Partnership: Statement of Purpose

Introduction and Statement of Purpose

The purpose of the Carolinas Partnership is to create a cohesive region that is prepared to compete successfully in the global economy of today and the future.

Following is a framework that addresses the marketing objectives and resulting strategies which will help supplement the efforts of the economic developers of our area. We will take advantage of our Region's many strengths and effectively market our benefits both internally and externally.

The Carolinas Partnership must move forward with a comprehensive, well coordinated, marketing effort to ensure that the people of our Region enjoy continued prosperity and improvement in the quality of life This plan enables us to do that by assuming our role as the Charlotte Region's most aggressive economic development advocate.

GOAL:
Develop and enhance a productive working relationship among the Region's partners.

Objectives	Strategies
1. Become the unifying voice of the Region for the purpose of promoting it internally and externally.	1. Develop a communication plan to inform internal investors. • Investor newsletter 4 times/year including annual report • "FYI" reports to communicate current news to investors 2. Ensure that leading representatives for each area are on the Board of Directors. 3 Serve as an economic development advocate for regional planning, regional business concerns and other issues important to regional economic development. • Regional Business Council
2. Maintain current membership of public/private investors.	1. Develop an internal public relations program. • Speakers bureau • Speaking engagements before leadership groups • Newspaper interviews • Articles in various periodicals • Television interviews 2. Develop a plan to communicate the benefits and successes of the Carolinas Partnership to the investors. • Elected Officials • City and County Managers • CEO's

GOAL:
Develop and build internal readiness for economic development of the Region's partners.

Objectives	Strategies
1. Establish and maintain the ability of each economic development organization in the Region to respond to prospect inquiries in a timely and effective manner.	1. Utilize the Economic Developers Committee to share information and modify the marketing plan. 2. Complete installation of the computer network to share regional information and increase office effectiveness. • Electronic Mail • Contact Management System • Real Estate System • Geographic Information System 3. Utilize focus group information to identify and make necessary modifications in the approaches used by the regional economic developers to assist companies in their relocation process. 4. Develop a training program for those involved in economic development including sales skills, media relations, public speaking, etc.
2. Assist each county in determining and achieving the level of response proficiency desired by prospects.	1. Conduct an assessment of existing sites and buildings to determine each county's competitive position. 2. Provide support and guidance in the development of industrial parks and speculative buildings. 3. Assist each county in developing the appropriate presentation to promote the particular benefits of their area. 4. Develop consistent formats for information. 5. Develop a self-assessment process to annually evaluate product, progress and performance.

GOAL:
Attract, expand and retain national and international business investments in the Charlotte Region producing new jobs and increasing the economic base.

Objectives

1. **Increase awareness of the Region's attributes as America's leading pro-business environment, a primary transportation hub, a significant financial center and other key selling points.**

Strategies

1. Target those industries both domestic and international that would support and advance the quality of life in the Charlotte Region.

2. Develop and implement a visitation program for relocation consultants, North Carolina and South Carolina development officials and other appropriate groups.

3. Develop a coordinated, three-tiered, marketing strategy whereby each step in the process builds on and supports the others. The primary audiences are targeted industry executives and industry relocation consultants. The secondary audience is upper level management.
   - Develop and implement a media campaign of focused messages to upper level management utilizing regional editions of national publications as well as targeted industry publications.
   - Develop and implement a targeted direct mail campaign to executives and relocation consultants in the targeted area to follow media flights.
   - Develop and implement trade missions to the targeted regions following the media and direct mail efforts.

4. Develop and implement an external public relations campaign for regional, national and international business publications; relocation consultants; and other key areas.
   - Key prospects and industry leaders newsletter 4 times/year.
   - On site visits with national and international publication representatives.

GOAL (continued):
Attract, expand and retain national and international business investments in the Charlotte Region producing new jobs and increasing the economic base.

Objectives (continued)	Strategies (continued)
	5. Utilize focus groups comprised of executives from companies which have relocated to the Region as well as executives from companies that did not, in order to determine and make needed changes in the public relations/marketing effort.
	6. Produce a 7-10 minute video to give an in-depth visual presentation of the Region's benefits to companies not familiar with the area.
2. Be the most aggressive economic development advocate in promoting our Region.	1. Develop an external communication network with prospects.
	2. Develop new sales presentation materials to effectively market the Charlotte Region. • Fact brochure to compliment the Quality of Life brochure • "Charlotte Region" corporate identity package • Audio/Visual • Regional data base • Other collateral materials
	3. Employ a special events strategy to market the Region to outside groups who attend significant area events. • Coca Cola 600 and Mellow Yellow 500 Auto Races • Corporate Center Openings • Charlotte Convention Center Opening • 1993 NCAA Southeast Regional Basketball Tournament • 1994 NCAA Final Four Basketball Tournament • ACC Basketball Tournament

THE CAROLINAS PARTNERSHIP

A five year, $8.2 million regional economic and quality of life development program, incorporating government and private business throughout the region aimed at creating a cohesive region prepared to compete successfully in the global economy of today and the future.

FY93 ACCOMPLISHMENTS

1) Updated a brochure, describing the Partnership, to be used when discussing the organization's mission with local and regional audiences

2) Began script writing and production on a video highlighting the Region's economic attrativeness to corporate prospects and relocation specialists

3) Sent a delegation to Germany to discuss the Charlotte region's benefits with BMW s auto suppliers after the announcement of the BMW assembly plant in the Greenville/Spartanburg area

4) Placed primary computer components, including hardware, word processing capabilities, presentational programs and electronic mail in the economic development offices of all 13 counties to share prospect and real estate information, streamline storage, and update mailing lists and communicate with other Partnership members

FUNDING REQUEST

FY93	FY94–FY95
o FY93 funding is $150,000 o The total agency budget is $1 6 million which is supported by 13 counties surrounding Charlotte in North and South Carolina, 150 private investors o The City funds approximately 10% of the program s budget	o FY94 budget request is $150,000 o FY94 recommended budget is $150,000 o FY95 budget request is $150,000 o FY95 recommended budget is $150,000

Additional Information
On File in Council Library

SERVICES ASSESSMENT REVIEW

Agency/Department: Public Service & Information Department

Mission Statement:

- Initiate external public information programs to educate and inform citizens about City programs and services; provide communications support to City departments; and, conduct internal communications programs for the workforce.

Budget Before Rightsizing: $884,966 *(Excludes Transfered Action Line, Print Shop Chargeback)*
Budget After Rightsizing: $805,367
Positions Before Rightsizing: 14
Positions After Rightsizing: 12

List the major service goals:

- Provide external public information programs through the use of publications, direct mail, advertising, news media, government access cable television and other techniques.

- Provide communications support for City departments through the development and execution of communications plans and programs including creative services.

- Conduct internal information programs for the workforce to include print, video and training components.

List the strategies used to accompolish the service goals:

- External public information strategies include: Publications- A to Z Services brochure, About Your City guide, State of the City report, and numerous miscellaneous brochures; Newsletter- City Letter utility insert; Advertising- City Page newsletter; News Media- news releases, calendars, public service announcements, traffic alerts, etc.; Video Production- City Council meetings, public affairs programs, documentaries; and, Special Activities- tours, special events, annexation and bond issue information programs, public meeting support, etc.

- Communications support to City departments includes: public information counsel; communications plan development and execution; publications; public newsletters; and, creative support services ie. copy writing, graphics, typesetting, photography, audio visual and video programs.

- Internal communications support includes: monthly employee newsletter; departmental bulletins; flyers, handbooks, reports, forms; presentation materials; training video programs; and, operation of the Training Channel.

Major accompolishment over the past year:

- Special public information programs were initiated for Community Policing, Storm Water and the City Budget and related issues. These efforts were accompolished at a time when rightsizing reductions cut information staff in the Police Department and PS&I.

Challenges for the future:

- The major challenge for the City's communications program is to reorganize public information assets after rightsizing and to direct those limited resources to support priority programs such as Community Policing, Customer Service, City Within A City, etc.

Public Service & Information

DIVISION	SERVICE	SERVICE DRIVERS	STAFF	ANNUAL COST
Action Line	Respond to citizens' telephone requests for service & information	Number of calls received	1.5	$61,08
	Respond to citizen in-person requests for service or information	Number of walk-up inquiries	0.8	$32,89
Video	Broadcast City Council and County Commission meetings live over Channel 32	Number of meetings and length of each meeting	0.6	$49,86
	Originate public affairs programs for Channel 32	Number of shows that address issues of importance	1.0	$74,70
	Assist with other public affairs programs	Number of shows and length	0.6	$32,05
	Provide bulletin board information on Channel 32	Frequency of information update	0.0	$3,99
	Provide additional programs for Channel 32		0.7	$48,20
	Provide video training for City employees	Amount and type of information to be broadcast	0.6	$55,84
	Provide engineering support		0.6	$33,60
	Provide support to building for meetings	Number of meetings	0.2	$10,85
	Operate video and audio-visual equipment loaner program	Number of requests	0.3	$17,36
	Provide news clipping service	Number of requests	0.1	$7,19
Graphics/Type	Provide design, graphic support and type for print, slide, photos and presentations	Number of requests	1.9	$152,33
	Coordinate printing		0.1	$41,32
	Update community bulletin board for video		0.1	$2,76
Public Information	Take calls from public	Number of calls	0.2	$13,39
	Maintain contact with media	Number of requests Number of events	0.5	$57,57
	Produce programs for training and Cable Channel 32		0.2	$13,101
	Assist in administration of advertising account for Charlotte Transit		0.1	$7,66
	Market City Services	Number of requests	0.2	$75,88
	Provide public information counsel to departments	Number of events	1.9	$126,12
	Provide crisis management assistance	Number of crises	0.2	$18,15
	Technical writing	Frequency of publication Number of requests	0.7	$39,53
	Review copy	Number of requests	0.1	$3,42
Administrative	Respond to requests for information	Number of requests	Costed in other services	

Public Service & Information

DIVISION	SERVICE	SERVICE DRIVERS	STAFF	ANNUAL COST
Printing/Copy Center	Provide printing service to City & County departments	Number of job orders	3.1	$186,649
	Provide technical printing assistance to users	Frequency of requests	0.5	$91,358
	Provide high-speed duplicating services	Frequency of requests	1.0	$118,927
	Administer copier program	Use of copiers	0.6	$368,595
	Prepare chargeback to users for services	Number of jobs completed	0.4	$16,125
	Maintain equipment	Equipment usage	0.2	$55,610
	Search for new products	Changes in technology	0.0	$3,686
TOTAL			19.0	$1,819,894

CONTRACT EVALUATIONS

ARTS & SCIENCE COUNCIL – CHARLOTTE/MECKLENBURG, INC.

A non–profit tax exempt corporation which provides leadership and support to more than fifty arts and science organizations in the area of policy and budget development, fundraising, regranting, strategic planning, technical assistance, and government relations

FY93 ACCOMPLISHMENTS

1) Annual Fund Drive – Generated $3 1 million dollars through private, corporate, and individual donors

2) Resource and Grant Allocations – Directed $6 0 million to cultural arts and science organizations

3) Basic Operating Grant Recipients – Held a total of 17,720 performances exhibitions workshops, and tours or receptions at 17 of the grant recipients agencies during 1992

4) Cultural Agencies – Received a total of 1 706,033 persons attending various and cultural events

5) CAST Volunteer Services – Supported by a corps of over 350 volunteers who aided in community–wide cultural arts programs

FUNDING REQUEST

FY93	FY94–FY95
o FY93 funding is $2 081 244 o City funding is used to support an extensive grants program designed to stregnthen the administrative and programming costs of numerous cultural organizations	o FY94 requested funding is $2 185 306 o FY94 recommended funding is $2,106,244 o FY95 requested funding is $2 294,500 o FY95 recommended funding is $1,956,244 o City funding represents 31 6% of the ASC grants

Additional Information
On File in Council Library

THE CAROLINAS PARTNERSHIP

A five year, $8 2 million regional economic and quality of life development program, incorporating government and private business throughout the region aimed at creating a cohesive region prepared to compete successfully in the global economy of today and the future.

FY93 ACCOMPLISHMENTS

1) Updated a brochure, describing the Partnership, to be used when discussing the organization s mission with local and regional audiences

2) Began script writing and production on a video high-lighting the Region s economic attrativeness to *corporate prospects and relocation specialists*

3) Sent a delegation to Germany to discuss the Charlotte region s benefits with BMW s auto suppliers after the announcement of the BMW assembly plant in the Greenville/Spartanburg area

4) Placed primary computer components, including hard-ware word processing capabilities, presentational pro-grams and electronic mail in the economic development offices of all 13 counties to share prospect and real estate information, streamline storage and update mailing lists and communicate with other Partnership members

FUNDING REQUEST

FY93	FY94-FY95
o FY93 funding is $150,000 o The total agency budget is $1 6 million which is supported by 13 counties surrounding Charlotte in *North and South Carolina*, 150 private investors o The City funds approximately 10% of the program s budget	o FY94 budget request is $150 000 o FY94 recommended budget is $150 000 o FY95 budget request is *$150,000* o FY95 recommended budget is $150,000

Additional Information
On File in Council Library

CAROLINAS TRANSPORTATION COMPACT

A regional transportation planning organization for the hub of the two Carolinas whose mission is to: serve the local governments of the Charlotte, NC–SC Metro region; establish pro–active efforts to plan for adequate regional transportation facilities that will enhance quality of life and economic opportunity within the region; complement, strengthen and cooperate with the two states, MPOs and local governments in trans–portation planning, transportation delivery and management, and focus on re–regional, munti–county and bi–state transportation issues.

FY93 ACCOMPLISHMENTS

1) Completed phase 1 of a feasibility study of an outer–outer belt. Phase 2 will be a more in depth look at the location of the corridor, traffic and environmental con–cerns

2) Completed Phase 1 of a feasibility study for a transit authority and the framework for a regional transit au–thority was set Work on Phase 2 has begun to present draft legislation for the formation of the transit authority to local governments throughout the region

3) Held discussions with various regional and state groups to provide technical support in travel models, with dis–cussion underway for the development of a regional travel model

4) Reviewing legislation from the South Carolina House of Representatives Education and Public Works Committee

5) Analyzing various transportation improvement programs of the urban areas for continuity and consistency on a regional basis among these program

FUNDING REQUEST

FY93	FY94–FY95
o FY93 funding is $18,000 o The total agency budget is $225 000 which is sup–ported by 13 counties surrounding Charlotte in North and South Carolina and the respective state agencies o The City & Mecklenburg County fund $36,450 of the program s budget.	o FY94 budget request is $18 000 o FY94 recommended budget is $18 000 o FY95 budget request is $18 000 o FY95 recommended budget is $18 000

Additional Information
On File in Council Library

CENTRALINA COUNCIL OF GOVERNMENTS

To be a useful agency for member counties, municipalities, and the region by providing relevant planning information and technical support services, to emphasize newer activities, and to continue all its traditional activities.

FY93 ACCOMPLISHMENTS

1) Instituted a regional atlas and GIS data-mapping system which presents demographic data by census tract which members can use in planning services delivery and capital needs and which will generate more maps with specific information within communities and address precise community issues

2) Conducted a Catawba River Corridor Study which is an effort to bring the River s neighbors and users together to look at its future

3) Continuing a newer activity which is the solid waste management effort. This effort proposes first to gather keep and share information abouth the region s solid waste characteristics and state of affairs and marketability, and second to conduct training and information sharing meetings to provide technical assistance members and to coordinate resource sharing

FUNDING REQUEST

FY93	FY94-FY95
o FY93 funding is $71,003 o The total agency budget is $1 99 million which is supported by 8 counties, 54 municipalities, and the state of North Carolina o The City funds approximately 3% of the program s budget	o FY94 budget request is $71 810 o FY94 recommended budget is $71,810 o FY95 budget request is $71,810 o FY95 recommended budget is $71,810

Additional Information
On File in Council Library

CHARLOTTE CONVENTION & VISITORS BUREAU, INC.

To aggressively market and sell the hospitality industry assets for the maximum economic impact of our community.

FY93 OBJECTIVES

1) Gain and establish quality awareness for the new convention center and Charlotte as a leisure get-away destination

2) Develop and maintain a "top 500" target list of groups using a munimum of 700 rooms and one exhibit hall

3) Develop an aggressive marketing plan for the new Convention Center

4) Extend marketing efforts through cooperative efforts

5) Continue to increase meetings and convention bookings

6) Increase weekend tourism by placing strong emphasis on consumer leisure travel

7) Recruit sporting events, both professional and amateur that have the potential of attracting visitors and generating media coverage

8) Administer the "Special Events & Projects Grant Program"

FUNDING REQUEST

FY93	FY94-FY95
o FY92 funding is $1 381,800 closer to $1,312,000) o $1 346,800 is from the occupancy tax receipts and $35 000 is from the City Municipal Debt Service Fund (which supports Objective 9) o The City funds approximately 88% of CCVB's budget	o FY94 budget request is $1,446 803 $1 411,803 from occupancy tax receipts and $35,000 from the City Municipal Debt Service Fund o FY94 budget request is $1 517 473 $1,482,473 from occupancy tax receipts and $35 000 from the City Municipal Debt Service Fund o FY94 recommended is the same as requested

Additional Information
On File in Council Library

CHARLOTTE–MECKLENBURG YOUTH INVOLVEMENT COUNCIL

To bring together a diverse (racial, religious, socioeconomic, physical/mental abilities) group of area students and educate them concerning the issues that effect our world, community, and lives.

FY93 ACCOMPLISHMENTS

1) Worked with 650 diverse students from 37 public and private schools

2) Refined the Heritage Panel (a multi–cultural work–shop) into a very effective skills development and conflict resolution program

3) The students performed service projects which included Youth for Hunger (canned food drive), Study Buddies, work with the Special Olympics, the Metrolina Food Bank, and adopted a family for Christmas

4) The students worked on two fundraising projects during the year (a haunted house and an Easter Bunny project)

5) Working with "at risk" children by bringing them into programs and by bringing programs to them YIC collaborate with Employment & Training to bring diversity training to the youth in the JTPA program by utilizing the talent and skill of the Heritage Panel

FUNDING REQUEST

FY93	FY94–FY95
o FY93 funding is $40,000 total $20,000 from the from the City, and $20,000 from the County o City funding is used for operating support o The City funds approximately 48% of YIC's budget	o FY94 & FY95 requested funding is $40,000 total $20,000 from the City, and $20,000 from the County o FY94 & FY95 recommend–ed funding is $40,000 total $20,000 from the City, and $20,000 from the County

Additional Information
On File in Council Library

CHARLOTTE SISTER CITIES COMMITTEE

To promote international cooperation and understanding by providing opportunities for cross cultural exchanges through establishing and maintaining active relationships with selected cities.

FY93 ACCOMPLISHMENTS

1) Completed Municipal Training Project with Wroclaw, Poland with approval for Wroclaw to achieve full Sister City status with Charlotte

2) Initiated humanitarian aid project to collect wheelchairs, food, and medical for Voronezh, Russia, and a citizen visited Voronezh led by Mayor Vinroot.

3) Charlotte School in Arequipa, Peru completed through funds raised in Charlotte and opened for the new school year in April

4) Executive Director presented Wroclaw/Charlotte Municipal Education and Training Project at international consortium in Florence Italy (Only American city invited)

5) Charlotte has formal active relationships with Arequipa Peru Krefeld, Germany, Baoding, China Voronezh, Russia Limoges France, & Wroclaw Poland

FUNDING REQUEST

FY93	FY94–FY95
o FY93 funding is $12,000 o City funding is used to support administrative costs o The City funds approximately 23% of the agency s budget.	o FY94–95 funding request is $37,500 o FY93 recommended funding is $12,000

Additional Information
On File in Council Library

STOP THE KILLING

To fight drug related crime and totally eradicate drugs in targeted inner–city areas within the next five years.

FY93 ACCOMPLISHMENTS

1) Brought a clean–up campaign and drug patrol efforts to six Charlotte communities

2) Conducted twenty drug patrols at the six Charlotte communities

3) Held seven rallies and eight candlelight vigils

4) Helped start drug patrols in Charleston, SC, Gastonia, NC, Statesville, NC, and Concord, NC

5) Distributed over 30,000 handbills and 700 posters

FUNDING REQUEST

FY93	FY94–FY95
o FY93 funding is $10,000 o City funding is used for operating support, employee insurance, promotions, and patrol equipment o According to information from July 1 – Dec 31, 1992, the City funded approximately 43% of the Stop the Killing budget	o FY94 requested funding is $30,000 o FY94 recommended funding is $0 o FY95 requested funding is $30,000 o FY95 recommended funding is $0

Additional Information
On file in the Council Library

UNITED FAMILY SERVICES
VICTIM ASSISTANCE

To provide services to victims of violent crime and their families to reduce the trauma of criminal victimization.

FY93 ACCOMPLISHMENTS

1) Initiated a program to serve family members of homicide victims with resources existing in the program and a small grant from the Governor's Crime Commission

2) Assisted 2,329 victims of violent crime and their families, including 182 children who were victims of sexual assault and 140 rape victims

3) Aided a population of 48% black, 51% white, and 1% other through this program, of which 89% were female and 11% were male

FUNDING REQUEST

FY93	FY94–FY95
o FY93 funding is $192,171 o The total program budget is $375,189 o The program is also supported by United Way, the State, and United Family Services o The City funds 51% of the program's budget	o FY94 budget request is $196,974 o FY94 recommended budget is $192,171 o FY95 budget request is $205,638 o FY95 recommended budget is $192,171

Additional Information
On File in Council Library

USER FEE INFORMATION

MEMORANDUM

TO: Mayor and City Council

FROM: O. Wendell White
City Manager

DATE: June 7, 1993

SUBJECT: FY94 User Fees

According to the User Fee Policy, I am presenting the FY94 User Fees for your information as part of the budget process. The policy and fee schedules are attached for the Fire Department, Engineering and Public Facilities, Planning Commission, and the Department of Transportation.

Due to the North Carolina Appellant Court Ruling, we are not charging any user fees except for the Fire Department which has explicit legislative authority for fees. At this time we do not know if the North Carolina Supreme Court will hear our appeal. We have updated our fees for FY94 in anticipation of a reversal of the Appellant Court Ruling and/or the adoption of legislation that removes any doubt about our authority to charge fees.

The projected revenue for the Fire Department fees totals $245,000. The estimated revenue for the remaining fees totals $320,000.

Although some fees go up and others decrease, the average land development fees will go down. The overall decrease is due to a number of organization and process changes made to improve service\cost efficiency. Fees change because of changes in workload and also because the user fee model calculates fees based on a five year average occurance. The Tree Ordinance Review will be based on a graduated scale as recommended by the Tree Advisory Commission and City Council.

Attachments

CITY OF CHARLOTTE USER FEE POLICY

Amended May 15, 1991
Effective July 1, 1991

1. User fees are a reasonable means of financing services that offer a direct benefit to those who use them.

2. Recovery of direct costs is a valid and reasonable means of establishing appropriate user fees and charges.

3. Engineering fees are to be established with the goal to recover 80% of direct costs only.

4. Planning fees are to be established with the goal to recover 80% of direct costs only.

5. Adult athletic fees and rental of Parks and Recreation facilities are to be established to recover 100% of direct costs only.

6. Youth athletic associations and City-sponsored youth athletic program are exempt from user fees and charges for reserving and using parks and recreation facilities.

7. Individuals identified as indigent will be exempt from fees. The same waiver application form currently used by Parks and Recreation will continue to be used to determine indigency.

8. The annual user fee review process will be used for Council to review user fees as part of the budget process.

9. Cost recovery for other services should be 80% of all direct costs, except when fees would negatively impact the demand for service.

FIRE DEPARTMENT
USER FEES

	SERVICE	FY93 FEE	FY94 FEE
1	Basic Permit Fee	65.00	65.00
2	Hazardous Materials	75.00	80.00
3(A)	Hazardous Materials 551-5,500 Gallons Initial Issuance	110.00	115.00
3(B)	Hazardous Materials 551-5,500 Gallons Renewal	85.00	85.00
4(A)	Hazardous Materials >5,501 Gallons Initial Issuance	150.00	155.00
4(B)	Hazardous Materials >5,501 Gallons Renewal	110.00	110.00
5	Hazardous Materials 501-5,000 Pounds	75.00	80.00
6(A)	Hazardous Materials 5,001-50,000 Pounds Initial Issuance	110.00	115.00
6(B)	Hazardous Materials 5,001-50,000 Pounds Renewal	85.00	85.00
7(A)	Hazardous Materials >50,001 Pounds Initial Issuance	150.00	155.00

SERVICE	FY93 FEE	FY94 FEE
7(B) Hazardous Materials >50,001 Pounds Renewal	110.00	110.00
8(A) Heliport/Helistop Operations Initial Issuance	105.00	110.00
8(B) Heliport/Helistop Operations Renewal	50.00	50.00
9 Bowling Pin and Bowling Alley Resurfacing/Refinishing	65.00	65.00
10 Cellulose Nitrate Plastic-- Pyroxylin/Motion Picture Film Storage/Handling Over 25 Pounds	65.00	65.00
11 Combustible Fibers -- Storage/Handling >100 Cubic Feet	85.00	85.00
12(A) Compressed Gas -- Storage, Use, or Handling >2,000 Cu. Ft. Flammable; >6,000 Cu. Ft. Non-Flammable Initial Issuance	90.00	95.00
12(B) Compressed Gas -- Storage, Use, or Handling >2,000 Cu. Ft. Flammable; >6,000 Cu. Ft. Non-Flammable Renewal	65.00	65.00
13(A) Blasting -- One Day Permit	70.00	70.00
13(B) Blasting -- Two or More Days (Permit Good for 90 Days)	165.00	165.00
14(A) Flammable Finishes -- Spraying or Dipping Operations Use of > 1 Gallon of Flammable/Combustible Liquid on any Working Day Initial Issuance	90.00	95.00

SERVICE	FY93 FEE	FY94 FEE
14(B) Flammable Finishes -- Spraying or Dipping Operations Use of >1 Gallon of Flammable/ Combustible Liquid on any Working Day Renewal	65.00	65.00
15 Fumigation and Thermal Insecticide Fogging Processes	65.00	65.00
16 Lumber Storage/Usage >100,000 Board Feet of Lumber	65.00	65.00
17 Magnesium Melting, Casting, Heat Treating, Machining, or Grinding >10 Pounds Per Working Day	65.00	65.00
18(A) Places of Assembly -- Room/Space Within a Building Local Occupancy of 100-700 Persons Initial Issuance	75.00	80.00
18(B) Places of Assembly -- Room/Spare Within A Building Local Occupancy of 100-700 Persons Renewal	65.00	65.00
19 Pulverized Particles (Dust)	65.00	65.00
20 Repair Garages Servicing Motor Vehicles	65.00	65.00
21 Tire Rebuilding Plant	85.00	90.00
22 Wrecking Yard, Junk Yard, or Waste Handling Plant	65.00	65.00
23 Underground Tank Installation/Upgrading Per Project	135.00	140.00
24 Underground Tank Removal Per Project	70.00	70.00

SERVICE	FY93 FEE	FY94 FEE
25 Handling and Dispensing of Flammable and Combustible Liquids at Public and Private Service Stations Per Service Station	65.00	65.00
26 Matches -- Manufacture or Storage >25 Cases in Aggregate	65.00	65.00
27(A) Fireworks Display Permit Outdoors	160.00	165.00
27(B) Fireworks Display Permit Indoors	60.00	60.00
28 Family/Group Home/Day Care License (Non-Profit Exempt)	65.00	65.00
29 Change of Building Use Or Occupancy	65.00	65.00
30 Hazardous Chemicals Storage or Handling of	(See Hazardous Material Table to Determine Fees)	
31 Calcium Carbide and Acetylene Generators	(See Hazardous Material Table to Determine Fees)	
32(A) Plans Review - 1 Hr. Plan		95.00
32(B) Plans Review - 2 Hr. Plan Review		110.00
32(C) Plans Review - 3 Hr. Plan Review		125.00
32(D) Plans Review - 4 Hr. Plan Review		140.00
32(E) Plans Review - 5 Hr. Plan Review		150.00
32(F) Plans Review - 6 Hr. Plan Review		165.00
32(G) Plans Review - 7 Hr. Plan Review		180.00
32(H) Plans Review - 8 Hr. Plan Review		195.00
32(I) Plans Review - Additional Fee Per Hour		14 00

	SERVICE	FY93 FEE	FY94 FEE
33	Sprinkler Plan Review		65.00
34	Trade Show Review		65.00
35	Rezoning Petition Review		40.00
36	Multi-Family Review		95.00
37	Walk Through Review		40.00

FIRE DEPARTMENT
HAZARDOUS MATERIALS TABLE

	GALLONS	INSP	PE	FY93 FEE
	1-55	3.50	0.00	Basic
	56-550	4.50	0.00	80.00
i.i.	551-5,500	5.00	2.00	115.00
r.	551-5,500	5.00	0.00	85.00
i.i.	>5,501	7.00	3.00	155.00
r.	>5,501	7.00	0.00	110.00

	POUNDS	INSP	PE	FY93 FEE
	1-500	3.50	0.00	Basic
	501-5,000	4.50	0.00	80.00
i.i.	5,001-50,000	5.00	2.00	115.00
r.	5,001-50,000	5.00	0.00	85.00
i.i.	>50,001	7.00	3.00	155.00
r.	>50,001	7.00	0.00	110.00

NOTE: i.i. = Initial Issuance
r. = Renewal
INSP = Inspector
PE = Plans Examiner

ENGINEERING AND PUBLIC FACILITIES DEPARTMENT
USER FEES

SERVICE	FY93 FEE	FY94 FEE
Commercial Site Inspection	$ 210.00	$ 335.00
Commercial Driveway Permit Review	80.00	135.00
100 + 1 Floodplain Analysis	130.00	230.00
Conditional Rezoning	70.00	50.00
Subdivision Review:		
Single Family-No Streets	80.00	210.00
Tree Ordinance Review	260.00	80.00 (1 tree) See Attached Chart
UMUD Review	130.00	300.00
Commercial Drainage Plan Review & Inspection	254.00 (1 acre) See Attached Chart	137.00 (1 acre) See Attached Chart
Erosion Control Review and Inspection (Grading)	393.00 See Attached Chart	316.00 (1 acre)(1 acre) See Attached Chart
Subdivision/MF Plan Review & Inspections	440.00 (1 acre) See Attached Chart	428.00 (1 acre) See Attached Chart
Garden Wedding (2 hrs.)	30.00	15.00
Each Additional Hour	10.00	8.00
Rental of Park (8 hrs.)	230.00	270.00 (35.00/hr.)
Cooperative Tree Planting Program	65.00	65.00
Reservation Fee	15.00	15.00

CITY ENGINEERING DEPARTMENT
PROPOSED USER FEES FOR FY94

EFFECTIVE DATE·JULY 1, 1993

03/31/93

DRAINAGE/DETENTION			GRADING PERMIT			SUBDIVISION/MULTI-FAMILY		
NUMBER OF ACRES	FEE PER ACRE	TOTAL FEE	NUMBER OF ACRES	FEE PER ACRE	TOTAL FEE	NUMBER OF ACRES	FEE PER ACRE	TOTAL FEE
1	$137	$137	1	$316	$316	1	$428	$428
2	$109	$217	2	$251	$502	2	$340	$679
3	$95	$285	3	$219	$657	3	$297	$890
4	$86	$345	4	$199	$796	4	$270	$1,078
5	$80	$401	5	$185	$924	5	$250	$1,251
6	$75	$452	6	$174	$1,043	6	$236	$1,413
7	$72	$501	7	$165	$1,156	7	$224	$1,566
8	$69	$548	8	$158	$1,264	8	$214	$1,712
9	$66	$593	9	$152	$1,367	9	$206	$1,852
10	$64	$636	10	$147	$1,467	10	$199	$1,987
11	$62	$678	11	$142	$1,563	11	$192	$2,117
12	$60	$718	12	$138	$1,656	12	$187	$2,243
13	$58	$757	13	$134	$1,747	13	$182	$2,366
14	$57	$796	14	$131	$1,836	14	$178	$2,486
15	$56	$833	15	$128	$1,922	15	$174	$2,603
16	$54	$870	16	$125	$2,006	16	$170	$2,718
17	$53	$906	17	$123	$2,089	17	$166	$2,830
18	$52	$941	18	$121	$2,170	18	$163	$2,940
19	$51	$975	19	$118	$2,250	19	$160	$3,048
20	$50	$1,009	20	$116	$2,328	20	$158	$3,154
21	$50	$1,043	21	$115	$2,405	21	$155	$3,258
22	$49	$1,078	22	$113	$2,481	22	$153	$3,360
23	$48	$1,108	23	$111	$2,556	23	$150	$3,461
24	$47	$1,140	24	$110	$2,629	24	$148	$3,561
25	$47	$1,171	25	$108	$2,702	25	$146	$3,659
26	$46	$1 202	26	$107	$2,773	26	$144	$3,756
27	$46	$1,233	27	$105	$2,844	27	$143	$3,852
28	$45	$1 263	28	$104	$2,914	28	$141	$3,947
29	$45	$1,293	29	$103	$2,983	29	$139	$4,040
30	$44	$1 323	30	$102	$3,051	30	$138	$4,132

a luserfeeltables wk1

GRADUATED TREE FEES 1993 – 1994

Trees	Fee	Trees	Fee	Trees	Fee
1	$80	46	$262	91	$422
2	$82	47	$265	92	$424
3	$84	48	$269	93	$427
4	$87	49	$273	94	$429
5	$89	50	$276	95	$432
6	$91	51	$280	96	$434
7	$93	52	$284	97	$437
8	$99	53	$287	98	$439
9	$104	54	$291	99	$442
10	$110	55	$295	100	$444
11	$115	56	$298	101	$447
12	$121	57	$302	102	$449
13	$127	58	$306	103	$452
14	$132	59	$309	104	$454
15	$138	60	$313	105	$457
16	$143	61	$317	106	$459
17	$149	62	$320	107	$462
18	$155	63	$324	108	$464
19	$160	64	$328	109	$467
20	$166	65	$331	110	$469
21	$171	66	$335	111	$472
22	$177	67	$339	112	$474
23	$181	68	$342	113	$477
24	$184	69	$346	114	$479
25	$188	70	$350	115	$482
26	$191	71	$353	116	$484
27	$195	72	$357	117	$487
28	$198	73	$360	118	$489
29	$202	74	$364	119	$492
30	$205	75	$368	120	$494
31	$209	76	$371	121	$497
32	$212	77	$375	122	$499
33	$216	78	$379	123	$502
34	$219	79	$382	124	$504
35	$223	80	$386	125	$507
36	$226	81	$390	126	$509
37	$230	82	$393	127	$512
38	$233	83	$397	128	$514
39	$237	84	$401	129	$517
40	$240	85	$404	130	$519
41	$244	86	$408	131	$522
42	$247	87	$412	132	$524
43	$251	88	$414	133	$527
44	$254	89	$417	134	$529
45	$258	90	$419	135	$532
				135+	$532

PLANNING DEPARTMENT
USER FEES

SERVICE	FY93 FEE	FY94 FEE
Rezoning: By-Right		
Single Family	$ 125.00	$ 150.00
Multi-Family	250.00	300.00
Other Rezoning	500.00	600.00
Rezoning Conditional		
Single Family	425.00	405.00
Multi-Family	850.00	805.00
Other Rezoning	1,695.00	1,610.00
Text Amendment	200.00	430.00
Administrative Site		
Plan Approval	110.00	110.00
Special Use Permits		
Minor/Termination	1,115.00	325.00
Subdivisions		
Single Family (No Streets)	210.00	110.00
Single Family (Streets)	300.00	250.00
Nonresidential	305.00	195.00
Preliminary Plan Revision	145.00	330.00
Variance/Appeals	215.00	220.00
Final Plats	75.00	60.00
Final Plats Revision	55.00	50.00
Final Plats Condo	25.00	25.00
Planned Multi-Family		
Review	565.00	480.00
UMUD Review		
Major	1,775.00	1,525.00
Minor	230.00	290.00

DEPARTMENT OF TRANSPORTATION
USER FEES

SERVICE	FY93 FEE	FY94 FEE
Right-Of-Way Lease	12% of Tax Value	
Parade Permit	10.00	10.00
Street Closing Permit	10.00	10.00
Zoning Petition	140.00	140.00
Subdivision Processing (Residential Subdivision, Commercial Subdivision, & Multi-Family Plan Review)	70.00	70.00
Right-Of-Way Encroachment	535.00	350.00
Right-Of-Way Abandonment	250.00	250.00

CHARLOTTE.

MAYOR AND CITY COUNCIL WORKSHOP AGENDA

JUNE 7, 1993

CITY COUNCIL
WORKSHOP AGENDA
June 7, 1993
Meeting Chamber Conference Room

5:00 PM	Budget Workshop
5:45 PM	Dinner
7:00 PM	Public Hearing on Budget (Meeting Chamber)
	- Council Districts

COUNCIL WORKSHOP AGENDA ITEM SUMMARY

TOPIC: FY 94 and FY 95 Operating Budget

KEY POINTS (Issues, Cost, Change in Policy):

Continued listing of Council discussion items

OPTIONS:

COUNCIL DECISION OR DIRECTION REQUESTED:

No direction or decision requested

ATTACHMENTS:

Recvd 6/1/93

REQUEST FOR COUNCIL ACTION

Action Requested Request that City Council. (1) Assign newly annexed residents to City Council Districts, and (2) Realign election district boundaries in order to maintain the required population balance by shifting a precinct from District 7 to an adjoining district

Explanation of Request

1 Staff recommends assigning the 1993 Annexation Areas as follows

US 29/NC 49	District 4
Providence/Providence Rd W	District 7
Elm Lane/Providence Rd W	District 7
York/Beam Rd	District 3
NC 16/NC 27	District 2

2 With these annexations, the population differential between the largest and smallest district is 11 3%
The maximum allowable differential is 10%
Therefore, staff has developed four options for meeting the required population balance among City Council election districts
The four options for Council's consideration are.
1 Shift Precinct 75 from District 7 to District 6 (Population differential = 8 9%)
2 Shift Precinct 69 from District 7 to District 6 (Population differential = 7 5%)
3 Shift Precinct 93 from District 7 to District 6 (Population differential = 9 5%)
4 Shift Precinct 85 from District 7 to District 5 (Population Differential = 8.2%)

The district boundary realignment must be completed by June 14, 1993 in order to meet the July filing date for Mayor and City Council

Source of Funding Not Applicable

Clearances The City Manager's office, City Attorney's office, and County Elections Supervisor have been advised of the proposed realignments

Background

The June 30, 1993 Annexations and the increased population growth within districts will make it necessary to shift City Council District #7's boundaries in order to maintain the population balance required under one person, one vote ruling Four realignment options were presented at the May 17 Dinner for Council's consideration

In proposing these options, the following points were considered

(1) it should result in a deviation of less than 10% between the largest and smallest districts,

(2) it should not dilute the voting strength of minority groups,

(3) it should not unnecessarily divide a neighborhood

Responsible Department Charlotte-Mecklenburg Planning Commission

Date Submitted: May 28, 1993

Agenda Date Requested June 7, 1993

Consequences If Agenda Date Is Delayed or Action Is Deferred

Contact Person for Questions From The City Manager's Office Dick Black

Authorized By.

Department Head

Approved By

Assistant City Manager

List Attachments City Council Voting Districts 1993 Annexations

CITY COUNCIL VOTING DISTRICTS

1993 ANNEXATIONS

ANNEXATION AREAS	GENERAL POPULATION	%MINORITY	VOTING DISTRICT
U.S. 29/N.C. 49	2,547	11.0	4
Prov. Rd./Prov. Rd. W.	1,589	2.2	7
Elm Ln. W./Prov. Rd. W.	3,444	4.4	7
York Rd./Beam Rd.	2,123	17.1	3
N.C. 16/N.C. 27	3,478	5.9	2
TOTAL POPULATION	13,181		

	JUNE 30, 1991		JUNE 30, 1993	
DISTRICTS	GEN. POP.	%MINORITY	GEN. POP. *	%MINORITY
1	62,401	25.7	62,524	25.7
2	56,609	58.9	61,562	55.8
3	60,036	56.4	64,125	55.1
4	56,635	56.0	61,148	54.0
5	60,759	13.4	62,602	13.4
6	60,594	4.4	63,175	4.4
7	60,677	4.3	68,045	4.2
TOTAL	417,711	30.7	443,181	30.0

*NOTE: Includes Growth from 1991-1993, plus 1993 Annexations.

Largest District (7) - Smallest (4) = 6,897 Persons.

Population Differential - 11.3%.

Maximum Population Differential Permitted = 10%.

Recommended Solution: Shift A Precinct From District 7 to District 5 or District 6.

OPTIONS

I Shift Precinct 75 to District 6
Population Differential = 8.9%

II Shift Precinct 69 to District 6
Population Differential = 7.5%

III Shift Precinct 93 to District 6
Population Differential = 9.5%

IV Shift Precinct 85 to District 5
Population Differential = 8.2%

REQUEST FOR COUNCIL ACTION

Action Requested Request that City Council. (1) Assign newly annexed residents to City Council Districts, and (2) Realign election district boundaries in order to maintain the required population balance by shifting a precinct from District 7 to an adjoining district.

Explanation of Request.

1 Staff recommends assigning the 1993 Annexation Areas as follows:

US 29/NC 49	District 4
Providence/Providence Rd. W.	District 7
Elm Lane/Providence Rd W	District 7
York/Beam Rd	District 3
NC 16/NC 27	District 2

2 With these annexations, the population differential between the largest and smallest district is 11.3%. The maximum allowable differential is 10% Therefore, staff has developed four options for meeting the required population balance among City Council election districts

The four options for Council's consideration are:
1. Shift Precinct 75 from District 7 to District 6 (Population differential = 8.9%)
2. Shift Precinct 69 from District 7 to District 6 (Population differential = 7.5%)
3. Shift Precinct 93 from District 7 to District 6 (Population differential = 9.5%)
4. Shift Precinct 85 from District 7 to District 5 (Population Differential = 8.2%)

The district boundary realignment must be completed by June 14, 1993 in order to meet the July filing date for Mayor and City Council

Background

The June 30, 1993 Annexations and the increased population growth within districts will make it necessary to shift City Council District #7's boundaries in order to maintain the population balance

required under one person, one vote ruling Four realignment options were presented at the May 17 Dinner for Council's consideration

In proposing these options, the following points were considered
(1) it should result in a deviation of less than 10% between the largest and smallest districts,
(2) it should not dilute the voting strength of minority groups,
(3) it should not unnecessarily divide a neighborhood

List Attachments: City Council Voting Districts 1993 Annexations

CITY COUNCIL VOTING DISTRICTS

1993 ANNEXATIONS

ANNEXATION AREAS	GENERAL POPULATION	%MINORITY	VOTING DISTRICT
U.S. 29/N.C. 49	2,547	11.0	4
Prov. Rd./Prov. Rd. W.	1,589	2.2	7
Elm Ln. W./Prov. Rd. W.	3,444	4.4	7
York Rd./Beam Rd.	2,123	17.1	3
N.C. 16/N.C. 27	3,478	5.9	2
TOTAL POPULATION	13,181		

	JUNE 30, 1991		JUNE 30, 1993	
DISTRICTS	GEN. POP.	%MINORITY	GEN. POP. *	%MINORITY
1	62,401	25.7	62,524	25.7
2	56,609	58.9	61,562	55.8
3	60,036	56.4	64,125	55.1
4	56,635	56.0	61,148	54.0
5	60,759	13.4	62,602	13.4
6	60,594	4.4	63,175	4.4
7	60,677	4.3	68,045	4.2
TOTAL	417,711	30.7	443,181	30.0

*NOTE: Includes Growth from 1991-1993, plus 1993 Annexations.

Largest District (7) - Smallest (4) = 6,897 Persons.

Population Differential - 11.3%.

Maximum Population Differential Permitted = 10%.

Recommended Solution: Shift A Precinct From District 7 to District 5 or District 6.

OPTIONS

I Shift Precinct 75 to District 6
Population Differential = 8.9%

II Shift Precinct 69 to District 6
Population Differential = 7.5%

III Shift Precinct 93 to District 6
Population Differential = 9.5%

IV Shift Precinct 85 to District 5
Population Differential = 8.2%