AGENDA

Meeting Type:	W
Date:	02-06-1989
SUBJECT	

City of Charlotte, City Clerk's Office

CHARLOTTE.

MAYOR AND CITY COUNCIL
WORKSHOP AGENDA
February 6, 1989

MAYOR AND CITY COUNCIL
WORKSHOP AGENDA
February 6, 1989

5:00 pm	Recommend cancellation of Special Use Permit hearing on Thursday, February 9, 1989, at the request of the petitioner
5:05 pm	Briefing on process for acquisition of land at Airport
5:30 pm	Cultural plan development - consider proposed process to develop a Council policy
6:15 pm	Dinner and 10 minutes for Council to list any potential new initiatives or reductions for the FY90-91 budget that were not covered at the retreat
6:30 pm	Neighborhood reinvestment; determine implementation criteria

Special Use Permit Hearing Cancellation

Middleton McMillan Architects

6230 Fairview Road
Charlotte NC 28210
704/364 8660

January 26, 1989

Mr. Walter Fields
Charlotte-Mecklenburg
Planning Commission
CMGC - 8th Floor
600 East Fourth Street
Charlotte, NC 28202-2853

RE: Special Use Permit
North Carolina Performing Arts Center
Charlotte, North Carolina

Dear Walter:

Pursuant to the NCPAC Special Use Permit, we would like to request deferment of this hearing to the most feasible date following the zoning change (UMUD Option) to the subject property. We believe the UMUD-Option process will clarify the entire project, as well as make the SUP Site Plan technially correct. Therefore, we feel the SUP application should come after the UMUD Option is complete.

It appears at this time that Bob Young will be brought on board to actively participate in both processes. Please feel free to direct any questions you have to him. Thank you.

Sincerely,

MIDDLETON, MCMILLAN, ARCHITECTS, INC.

John H. Tabor, AIA
Principal
sh/656/pac/51

cc: Pat Sharkey, City Clerk
Mike Candler, Becon
Robert Young, Robert G. Young, Inc.
Ben Horack, Horack, Talley, Pharr & Lownds
Henry Pharr, Horack, Talley, Pharr & Lownds

Acquisition of Land at Airport

Airport Land Acquisition Process

At the February 6 workshop, Airport and Engineering Real Estate staff will brief the City Council on the airport land acquisition process. As we begin implementation of an accelerated acquisition program for noise compatability, we thought it would be helpful to give you a description of the process we will be using and how we will be working with residents. No action is being requested.

Below is background information about our noise compatability program and Council action to accelerate it. A chart outlining the acquisition process will be distributed to Council at the workshop.

In July, 1988 the Airport submitted its FAR Part 150 Noise Compatibility Program to the FAA for approval. Airport Part 150 Programs are the Federal Government's recommended avenue of addressing aircraft noise impacts to residents close to airports. Part 150 Programs must be approved at the Washington level by the FAA prior to the availability of Federal funds. Normally the process can be expected to take 9-12 months from date of submittal. Once the Plan is approved then implementation can begin. Eighty percent of the costs of implementation would then be reimbursed through FAA grants, subject to availability of funds, and the remaining 20 percent from Airport funds to be repaid by the Airlines through rates and charges.

On October 24, 1988, City Council appropriated $7.4 million in Airport funds to expedite the acquisition of homes in the hightest noise zones. In this same action Council authorized the hiring of an opinion research firm to survey the affected neighborhoods to allow residents input into the structure of the acquisition process. We have interviewed several local firms and selected MarketWise, to perform this task. The questionnaire has been developed and their personnel will conduct approximately 20-minute interviews with 225 homeowners beginning next week in the first phase of the program. The 225 residents represent all homeowners located in the 75 Ldn noise zone plus the balance of their immediate neighborhoods. This is done to involve all people in the neighborhood as well as enable us to better address the issue of splitting of neighborhoods. To advise the residents we have sent a letter from the Aviation Director to each one, sent out 5,000 issues of "Neighborhood Update" and talked to several neighborhood leaders.

Communications with the residents is handled through the Aviation Department with assistance from Public Service and Information. The acquisition process is handled through the Engineering Department's Real Estate Division. An Airport coordinator is being hired to work for the Airport in the administration of the acquisition process under the supervision of the Real Estate Division. Shortly an office for the coordinator will be established in the vicinity of the Airport so that residents will have easy and convenient access for information and assistance.

NOTES

Cultural Plan Development

CULTURAL ACTION PLAN

Revision to Attached Material

Earlier this month, the County Manager requested participation in the development of the Cultural Action Plan.

In response to that request, the process was amended to be a community-wide study. The amendment suggested County participation based on a 2/3 City and 1/3 County ratio. Under this arrangement, the County would appoint five of fifteen study committee members and, if necessary, provide 1/3 of any funding requirements. This split was based on the FY88 City and County contributions to cultural operating costs.

Attached is the County Manager's response to this suggestion. Under his proposal, the County will have three appointments based on a ratio of 80% City and 20% County. This split is based on the FY88 ratio of the Occupancy Tax which includes operating and capital contributions to visitor-related programs and activities. Funding will also be based on the 80%/20% split. The attached material should be amended to reflect the County Manager's position.

Final decision on County participation will not be made until February 20. After the Commission's decision, we will proceed with action steps for implementation.

MECKLENBURG COUNTY

Office of the County Manager

January 16, 1989

Mr. O. Wendell White
City Manager
City of Charlotte
600 E. Fourth Street
Charlotte, NC 28202

Dear Wendell,

We recently received a carbon of a letter to Mayor Sue Myrick and City Council members from John R. Wester, President of the Arts & Science Council of Charlotte/ Mecklenburg, Inc. This letter suggested that a new "cultural plan for the community" be developed to replace that developed by the Arts & Science Council in 1975. What progress has been made by the City Council toward establishing a special advisory commission which would be charged with the responsibility of developing a new cultural plan? Let's try to approach this subject in a unified manner.

Please provide me with your thoughts and ideas on this matter. Thank you and kindest regards.

Very truly yours,

Jerry

Gerald G. Fox
County Manager

GGF/mt

cc: Carla DuPuy, Chairman

600 East Fourth Street • P O Box 31787 • Charlotte, North Carolina 28231 • (704) 336 2472

MECKLENBURG COUNTY

Office of the County Manager

February 2, 1989

Mr. O. Wendell White
City Manager
City of Charlotte
600 East Fourth Street
Charlotte, NC 28202

Dear Wendell,

I have several pieces of correspondence concerning the proposal for a Cultural Planning Process. Please be advised of the following:

1) I will broach the subject of County participation with the Board of County Commissioners at their regular meeting on February 20th.

2) It would be helpful to have some outside cost estimates.

3) County support would be based upon the current (FY 89) distribution of hotel/motel occupancy taxes which is related to our respective support of arts, cultural events, etc. (City 80% - County 20%).

4) Appointments to the fifteen (15) member Study Committee would be 4/5ths City and 1/5th County.

5) Where "City" only is mentioned in the draft, "County" should be added, i.e., Role #6, Elements #3, 4, 9.

6) Add County costs within Attachment 2. Get information from County Budget.

Very truly yours,

Gerald G. Fox
County Manager

GGF/mt

600 East Fourth Street • P O Box 31787 • Charlotte North Carolina 28231 • (704) 336 2472

CITY OF CHARLOTTE
CULTURAL PLAN PROPOSAL

Background

During the FY89 budget discussions, Council requested a review of the City's policy for funding arts and cultural activities. At the December 5, 1988 workshop, Council selected and approved, from several options, the development of a cultural plan. Since the workshop, the County has suggested that it also participate in the plan's development.

Summary of Proposal

Based on review of cultural plans developed by other communities, the following process is recommended for development of a cultural action plan for Charlotte-Mecklenburg.

- A study committee should be established to develop a community-wide cultural plan within 12 months.
- The cultural plan will include the development of a mission statement, goals and objectives and a financial plan. It should include an implementation plan and schedule.

Action Requested

If Council approves the process, the following actions would occur:

1)	Nomination and appointment of the Study Committee	March, 1989
2)	Study Committee deliberations and recommendations	March, 1990
3)	Review, approval and implementation of the Plan	March 1991 (to be implemented in the FY92-93 Budget)

CHARLOTTE-MECKLENBURG
CULTURAL ACTION PLAN PROPOSAL

Information was obtained from six cities with cultural action plans. The proposal for the CHARLOTTE-MECKLENBURG plan, as outlined, draws from this research which included written material as well as interviews.

The following steps are suggested:

1) The Cultural Action Plan should be developed as a community-wide plan.

2) A Study Committee should be established to research and develop the plan. The Committee can include 15 to 20 members and should be representative of community interest. The following categories of membership are suggested:

Categories:	Suggested #
o Representatives of the United Way Capital Funds Board	1
o Members of the arts community (artists, arts administrators, volunteers, Board Members)	2
o Representatives of the Arts and Science Council	2
o Community representatives (persons not necessarily active in the Arts, but representatives of community attitudes)	2
o Educational representatives (University arts, local system)	2
o Major contributors to the Arts	3
o Business representatives (financial and strategic planners, corporate representatives, organizational manager, Chamber representatives)	3

3) The City Council will appoint 2/3 of the Committee membership and the County Commission will appoint 1/3 of the members (based on current operating contributions to arts agencies). A chairperson and executive committee are recommended. All costs associated with the committee will also be shared on this basis.

4) The Study Committee should complete its work within 12 months and will provide quarterly status reports to the Council and Commission.

5) The Committee may choose to contract with outside services to develop certain elements of the plan. Approval for these services will be required as necessary.

6) The issue of staffing, if identified as a need, must be addressed by the Committee. Staffing could be drawn from corporate volunteers, Arts and Science Council staff, contract services or a combination of these. Staff liaison will be provided by City Economic Development Director and other City/County staff as needed.

7) The following is recommended as the Committee charge:

Charge

To develop a cultural plan for Charlotte-Mecklenburg which will insure the most effective and equitable use of dollars for the advancement of Arts and Culture in Charlotte. The plan is to be developed within 12 months for implementation in FY92 budget process.

Role

1. Develop a mission statement
2. Develop goals and objectives
3. Examine existing cultural assets along with funding and support information
4. Develop study groups or subcommittees to investigate specific issues/problems; develop methods to insure public input in the plan development.
5. Hire consultants to assist where necessary
6. Study plans, policies and procedures of other cities/ counties.
7. Provide status reports to Council and Commission at intervals during the 12-month development to set and reset the plan direction.
8. Develop funding criteria/constraints and funding request procedures.
9. Develop funding eligibility requirements for agencies
10. Develop an agency/program review process.

ATTACHMENTS

The following additional information is provided, as requested:

1. Sample of Elements of a Cultural Plan;

2. Survey of other cities, including North Carolina cities cultural program participation;

3. City department support of cultural activity;

4. Prior information presented at the December 5th workshop;

5. Letters from the community concerning the Cultural Plan development.

CULTURAL PLAN ELEMENTS

Elements of a Cultural Plan based on a review of other plans include the following. The Committee should not be limited to these elements, and should include others as needed.

1) Examination of Cultural Assets

Identification of all present cultural assets - what are they?

How are these assets managed?

How are they financed and supported?

Examine all current resources supporting arts and culture.

Develop study groups to investigate the components of the cultural community:

Major institutions
Community-based organizations
Individual artists

Determine if current assets are fully utilized by community; recommend methods to accomplish full utilization

2) Hold hearings to determine unmet needs in the community

Obtain the public's opinion of present and future cultural needs

Conduct a Citizen's Survey

3) Hire outside services to assist in overall review

Examine the impact on the regional economy of:

Cultural Organizations
Culturally-related business

Assess the possibility of building a public/private cultural partnership and how this would work in the community

Recommendation on priorities and procedures

4) Study what other cities/counties are doing on cultural plans:

Conduct phone surveys

Obtain printed data from other cities/counties

5) Hold Council, Commission and Committee meetings as required during the study:

Discuss the issues

Set and reset direction

6) Develop mission statement, goals and objectives:

Address accessibility of arts to all of the community

Identify role of users, contributors, government

Determine partnership definition for arts support and Planning

Determine incentives of local artists, minority arts and other groups

Identify objectives for fundraising

7) Determine an appropriate organizational structure:

Appropriate roles for advisory committees, board, or a governmental department

8) Specified funding areas:

Long range financial planning, consideration of patron, government and user support

Operating costs, specifically which and how much and how to be generated

Dollar percentage of overall governmental (City and County) funding

Role of governmental support - maintenance, technical support, programs "purchased"

Capital costs

9) Funding Request Procedures:

Formal, uniform request procedure for all agencies

Detailed request forms

10) Recommendation of Eligibility Requirements:

Accessibility of programs to all citizens

Do the programs encompass the overall cultural goals?

11) Funding Constraints:

Specified length of funding period (seed money)

Requirement of shared costs (ex. by Agency, City, Public)

Requirement of matched funding

Funding levels based on a percentage of the governmental budget, developed on a yearly basis.

12) Agency Review Procedures

Written Status Reports

Participatory Reviews

Audit of Agency on a periodic basis

SURVEY INFORMATION FROM OTHER CITIES

Below are the results of discussions with other cities concerning their arts and cultural support. This type of information is difficult to compile, as the policies are unique to each individual government. Many of these policies have evolved over the years, and available information is sometimes sketchy.

These policies have been developed to address the needs of each particular government, resulting in a different process for each. It is important to realize that these surveys should be used only as a reference as how other cities interact with the arts.

Baltimore, MD
Committee: Mayor's Advisory Committee on Arts & Culture
Implemented a Cultural Action Plan.

Originally began as a division of the Economic Development department. It developed into an independent agency and consists of approximately 20 city employees. All of these employees have come from the arts community in varying capacities. Present staff consists of financial, fundraising, clerical positions as well as a liaison with the city's educational department. The agency interacts with the department of Economic Development, the city's educational department and the arts and business communities.

The Committee does fundraising, much as Charlotte's Arts & Science Council does, and applies for Federal and State Grants.

The cultural plan was developed in response to rapid growth in the arts, and the agency was charged with: organization of the agency; administration of a variety of programs including grants; and to be a liaison between the City and organizations within the community. Specifically, they now attempt to cultivate community interest in the arts; identify and expand the sources of support; create partnerships where possible and present the City's art festival.

Savannah, GA
Committee: Savannah Arts Commission
Implemented a Cultural Action Plan

The plan took approximately one year to develop and created a commission. The commission consists of 18 community members, most with arts backgrounds/connections, and one city staff (director) with two assistants. It is a municipally-appointed agency.

Their initial charge was to act as an advisory committee to Council, develop a funding plan, and to encourage joint community events, the use of art in public places and develop an interest in the arts in the community. They hold public hearings when required and explore needs identified by Council.

The commission does not give general support of the arts. It identifies target groups and "purchases" programs to benefit those areas. Examples of these target areas are: elderly, youth groups, urban families. To purchase these programs, the commission contracts with local arts and cultural agencies.

Seattle, WA
Committee: Seattle Arts Commission
Implemented a Cultural Action Plan.

The commission was created approximately 17 years ago as a result of a cultural plan. It consists of 12 City staff in the positions of: program administration, administrative manager, accountant, clerical and public information officer. This staff works in conjunction with a 15 member advisory board which consists of community artists, arts managers, arts patrons, board members of arts institutions, and the university arts department representative. These members are appointed by the Mayor and approved by Council.

The commission's mission statement and goals and objectives are very broad based and long range. Funding is separated into four areas with a budget established for each: traditional arts; small arts organizations; major institutions; and community arts, which are funded on a project by project basis. The commission determines the distribution of funding among these four areas. All arts and cultural funding is reviewed by the commission.

The commission is presently considering developing a new planning process.

Winston-Salem, NC
Does not have a Cultural Plan

Outside agencies submit a budget for operating expenses to the City. These are reviewed and presented to Council as part of the budget. Quarterly reports on agency activity is submitted to the City.

Greensboro, NC
Does not have a Cultural Plan

Funding of arts and cultural agencies is provided through various areas of the City. The Parks and Recreation department funds a Science Museum and has its own cultural division. The General Services department funds a history museum. The City directly supports the Eastern Music Festival. The City also provides blanket funding to the Arts and Science Council for distribution throughout the community.

Richmond, VA
Has no Cultural Plan

Richmond is required by City Resolution to provide funding for a number of nonprofit agencies. The City also provides General Fund appropriations to the Parks and Recreation cultural activities and contributes to a private Arts Council and other agencies directly. These include the Symphony, the Museum and the Ballet.

Raleigh, NC
Committee: Raleigh Arts Commission
Implemented a Cultural Action Plan.

The Raleigh Arts Commission acts as an advisory board to the City. It is a 16-member, Council-appointed group made up of citizens involved in the arts and citizens who are interested in the arts. There is one City staff member, with one clerical position, who acts as a liaison between the City and Commission.

This process has been in effect for approximately ten years, during which time, an outside consultant was instrumental in developing a portion of the cultural plan.

The Arts Commission is involved in the overall direction of arts in the community, and until this year, all financing was handled by the Raleigh Budget office. This year, a Grants sub-committee was set up to evaluate and analyze requests from agencies and to make funding recommendations. Members include present members of the arts commission as well as other community members.

The only cultural funding which does not go through the Grants Committee are those covered by prior contracts. For example, some of the contracts provide for maintenance or operating costs or rental of a City-owned building. Requests over and above the contract must be reviewed by the Grants Committee.

SUPPLEMENTAL INFORMATION
OTHER CITY COSTS FOR VARIOUS EVENTS, FESTIVALS, ETC.

Costs are estimates unless otherwise indicated.

DIRECT (Budgeted)	FY88
Festival in the Park $7,500 City direct support remainder Firemen's OT - setups	$ 22,637
Carolinas Carrousel	5,000
Carolinas Invitational	100,000
INDIRECT	
CCVB Grant Program (Budget)	
Science Museums of Charlotte "A Cortege of Mummies"	5,000
Afro-American Cultural Center "Furaha Na Sanaa"	2,000
Friends of Fourth Ward Walking Tour Brochure	1,000
GM Productions Non-traditional theatre productions	4,000
St. Peter's Catholic Church Fresco Project	5,000
Opera Carolina The Peking Opera	6,500
600 Festival Association 600 Festival of Lights Parade	5,500
SpringFest, Inc. Jazz Charlotte	7,500

INDIRECT (continued)	FY88
Charlotte Shakespeare Company Various Play	$ 1,500
Mint Museum Primary/Secondary Market Promotion	7,500
Science Museums of Charlotte "Gold Exhibit"	2,500
TOTAL CCVB GRANT	$ 48,000

Operations (FY88 estimate) Coordinating City services for events, clean-up and special services (e.g. Springfest, Inc., Central Charlotte Association, Arts and Science Council)	$ 70,975
General Services (estimate) Set-up electric, stages, stand-by electrical technician, set up and remove tables, chairs, portable public address system (set up and remove)	8,750
Parks and Recreation (estimate) Park Operations - Set-up and clean-up City-sponsored and co-sponsored events: SpringFest, Jazz Charlotte, Festival in the Park, First Night, special events in City Parks, Stadium events such as concerts, tractual pull. These events require extra park and grounds work and on-site staff.	112,000
Parks and Recreation Cultural Arts Program Three full-time and two part-time staff members provide year-round cultural arts programs in recreation centers and at selected playground sites. The Cultural Arts program also conducts special events around the City such as Kite Flying Contest and neighborhood walks. Miscellaneous programs are: instructional classes, neighborhood arts experience, Shakespeare in the Park.	211,859

INDIRECT (continued)	FY88
Fire (FY88 estimate) Provides personnal, trucks and equipment for most events.	$ 6,729
Police (estimate) Coverage for: Festival in the Park, First Night, SpringFest, Jazz Charlotte, Carrousel Parade, Shrine Bowl Parade, Veteran's Parade.	43,669
PS&I Public information activities are devoted to a number of cultural activities including: Jazz Charlotte, SpringFest, Kids Day Promotion and a variety of other programs. Costs other than staff time, graphics and supplies are absorbed by the user department or uptown agency.	19,300
Ramesses Exhibit (FY88/FY89) $118,923 is expected to be incurred by City departments related to the Ramesses Exhibit, as approved by Council. Those departments involved with the exhibit are: Police, Fire, Operations, General Services, Parks and Recreation and Department of Transportation	118,923

PURPOSE OF WORKSHOP

During the FY89 budget preparation workshops, the question was raised concerning the City's policy of funding cultural agencies.

For the purposes of this report, we have focused on those organizations traditionally defined as cultural and arts organizations.

- Afro-American Cultural Center
- Arts and Science Council
- Children's Theatre
- Discovery Place
- Dowd House
- Hezekiah Alexander Homesite
- Historic Properties
- Historic Districts Commission
- Mint Museum
- Nature Museum
- Performing Arts Center
- Spirit Square

The purpose of this discussion is to ask for direction to prepare the budget. The requests will then be placed in the review process to be evaluated with other City services and projects within the overall objective to meet the operating budget benchmark and the capital budget policies.

CAPITAL POLICIES

The City's Capital Budget includes two policies related to Capital support for cultural facilities:

> The City will provide public assistance for cultural facilities, program expansions or rehabilitation on a 50/50 matching basis.
>
> The City will maintain the basic structural soundness of City-owned facilities leased by cultural organizations.

It should be noted that although routine building maintenance is normally an operational expense, if a project cost is significant, it may be charged to the capital budget Building Improvements Account or if a major cost be established as a separate project for matching funds.

AGENCY	PROJECT	FISCAL YEAR	CITY FUNDING FY84-93	SOURCE OF FUNDING
Afro-American Cultural Center	Renovation	FY84	$ 677,000	Community Development Funds
Children's Theatre	Expansion	FY85	93,000	General Revenue Sharing
Discovery Place	Expansion	FY85	350,000	General Revenue Sharing
	Expansion	FY91-92	9 million	Cultural Facility Bonds
Dowd House	See Note Below			
Hezekiah Alexander Homesite	See Note Below			
Mint Museum	Expansion	FY84	3 5 million	Cultural Facility Bonds
	Expanded Parking	FY88	150,000	Pay-As-You-Go
Nature Museum	See Note Below			
Performing Arts Center	New Building	FY88-90	15 million	Cultural Facility Bonds
Spirit Square	HVAC Modifications	FY84	45,000	General Revenue Sharing
	Sprinkler System	FY84	167,000	General Revenue Sharing
	Elevator	FY85	165,000	General Revenue Sharing
	Dome Replacement	FY86	111,000	General Revenue Sharing
	Parking Lot Acquisiton	FY87	96,000	General Revenue Sharing
	Renovation	FY87	2.7 million	Capital Facility Lease Purchase

Note: Capital requests which are not included in the 5-year plan are considered on an individual request basis. This would include unscheduled major repair or construction-type projects. These are funded via the Building Improvements Account.

Cultural Facilities
Retirement of Debt (Principal)
FY1989 - 2012

Fiscal Year	[1]Performing Arts	Mint Museum	[2]Discovery Place	Spirit Square	Total
1989	-	$ 95,904	$296,429	$ 335,384	$2,141,153
1990	$ 64,658	156,271	296,429	347,228	3,167,729
1991	351,232	156,271	314,903	362,456	3,488,005
1992	377,575	155,736	410,966	378,530	3,618,062
1993	405,893	155,200	514,235	397,988	3,760,684
1994	436,335	155,201	530,570	419,138	3,828,612
1995	469,060	177,678	548,131	441,134	4,254,645
1996	504,239	191,058	1,006,293	625,562	5,142,981
1997	542,057	277,756	1,176,587	584,454	6,674,453
1998	582,712	275,615	1,051,972	260,740	6,233,088
1999	626,415	284,178	636,140	100,000	5,834,982
2000	673,396	295,416	361,350		5,684,048
2001	723,901	274,010	388,451		5,424,749
2002	778,193	160,017	417,585		3,714,150
2003	836,558	153,595	448,904		3,702,762
2004	899,300	118,809	482,572		3,251,701
2005	966,747	109,176	518,765		3,203,733
2006	1,039,253		557,672		1,596,925
2007	1,117,197		599,498		1,716,695
2008	1,200,987		644,460		1,845,447
2009	1,291,061		692,794		1,983,855
2010	1,113,231		744,754		1,857,985
2011			722,137		722,137
2012			374,118		374,118

[1] Estimated level debt service payments - start repayment in FY 90

[2] Includes $9 million authorized in November, 1988, level debt service payments - start repayment in FY91

OPERATING POLICY

The City's Operating Budget includes a policy related to quality of life which is stated as:

> City government will provide services that promote leisure opportunities, cultural enrichment and beautification.
>
> The policy has supported budget funding of contributions to various cultural and service agencies which are traditionally provided City support.

The City funding of cultural program operating expenses occurs in one of three ways:

1) As a City department or division within a City department, the line-item budgets for these agencies are reviewed under normal budgetary procedures. All positions fall under City personnel policies and pay plans and all expenditures must go through normal City purchasing and finance regulations.

2) A contract is signed between the City and the agency and contribution is made toward operating expenses in the form of an annual payment to the agency.

3) Internal support from other City departments is granted to the agency generally in the form of landscaping and grounds maintenance assistance or utilities and routine building maintenance.

CURRENT OPERATING BUDGET

AGENCY	TYPE OF SUPPORT	CITY FY88 ACTUAL
Mint Museum	City Department. Operational support for: utilities, building maintenance, grounds maintenance, custodial support. Non-Program related telephone, postage, etc. Personnel expenses for 41 City positions.	$1,323,513
Discovery Place	City personnel support is required for: facility maintenance, inspection and administration of contracts with outside firms which include: mechanical service contracts and custodial support. The City pays utility costs and provides grounds maintenance.	322,369
Hezekiah Alexander	Division of Parks and Recreation Operational expenses: telephone, postage, utilities, building maintenance, grounds maintenance. Personnel expenses for 4 City positions.	159,873
Nature Museum	Lump sum support for operating expenses and program support. Some grounds maintenance is performed.	215,500
Historic Districts Commission	Division of Planning Department Operational support for: telephone, printing, office supplies, etc. Personnel expenses for one City position.	48,909
Arts and Science Council	Lump sum operational support for agency and its member organizations and affiliates.	494,340
Historic Properties	Operational support for: telephone, postage, printing, etc., and consultant fees: Director, recording consultant, survey historian, etc. Historic Landmarks Fund support (matching funds)	109,710
Dowd House	Limited payment of utilities and building maintenance. Contract with outside firm for grounds maintenance.	13,200
Afro-American Cultural Center	Contract with outside firm for grounds maintenance.	4,080
Children's Theatre	None	-0-

CURRENT OPERATING BUDGET (Continued)

AGENCY	TYPE OF SUPPORT	CITY FY88 ACTUAL
Performing Arts Center	None	-0-
Spirit Square	None	-0-
		$2,691,494
% of General Fund ($154,783,258)		1.73%

OPTIONS

I. Does Council wish to change the capital funding policies? If so, the following areas are identified as areas which you may want to consider. Council should add others as they are identified during discussion.

1. Protection of City's capital investment.
2. Should there be a limit on capital support.
3. Terminate ownership at end of lease by negotiating the sale of facility.
4. Coordination with community capital fund drives.
5. Limit support to capital with no commitment to operating expenses.
6. Dedicated revenue for funding of cultural agencies.
7.
8.
9.
10.

II. Does Council wish to change the operating funding policies. If so the following are identified as areas which you may want to consider. Council should add others as they are identified during discussions.

1. Percentage increase within the benchmark guidelines.
2. Fund only operating deficits.
3. Place limits on allocations (i.e. % of General Fund; (dollar per capita, cap all support).
4. Institute a funding requirement to reimburse the City with surplus revenues.
5. Provide only seed dollars for a limited time period.
6. Limit at current level.
7. Phase out operating support.
8. Provide new and/or dedicated revenue source.
9. Match % increase with private fund drives.
10. Dedicated revenue for funding of cultural agencies.
11.
12.
13.

III. Does Council wish to discuss its role in cultural programs with the private sector? With other governmental units? If so,

1) Who in private sector/public sector?
2) What would be the objective of this discussion?
3) When should it occur?

CITY OF CHARLOTTE
SUPPORT OF CULTURAL PROGRAMS

CAPITAL SUPPORT

The City's Capital Budget includes two policies related to Capital support for cultural facilities:

1. The City will provide public assistance for cultural facility, capital program expansions or major construction projects on a 50/50 matching basis.

2. The City will maintain the basic structural soundness of City-owned facilities leased by cultural organizations.

It should be noted that although routine building maintenance is normally an operational expense, if a project cost is significant, it may be charged to the capital budget Building Improvements Account.

CHILDREN'S THEATRE
1017 East Morehead Street

The theatre is owned by the City and leased to the agency for $1/year. A one-year lease is in effect. A 5-year lease is presently being negotiated. Renewal of this lease is on the December 12th agenda.

There were no capital projects performed in FY88.

NATURE MUSEUM
1658 Sterling Road

The land and building are owned by the City. It was leased to the Nature Museum for a one-time payment of $1.

No capital projects were done in FY88.

DISCOVERY PLACE
302 North Tryon Street

The facility is owned by the City and leased to Discovery Place for $1/year. Lease expires in 1991. Renewal of the lease will include negotiations on the facility expansion.

No capital projects were performed in FY88.

The November 1988 Bond Referendum includes $9 million for expansion under the 50/50 match program.

AFRO-AMERICAN CULTURAL CENTER
401 North Myers Street

The City owns the facility and leases it to the Afro-American Cultural Center for $1/year. Lease expires in 1996 and has a 10-year renewal option.

There were no capital projects in FY88.

MINT MUSEUM
501 Hempstead Place

As a City Department, Capital projects are requested via the normal Capital Projects budget process. The City runs the facility - no lease required.

The City will provide a 50/50 match for new construction projects and facility maintenance as needed.

During FY88, $150,000 was dedicated to the parking lot construction.

SPIRIT SQUARE
403 North Tryon Street

Spirit Square is jointly owned by the City and County.

The City does not have a lease.

The City supports capital improvements of Spirit Square under the 50/50 matching basis. In FY87, a total of $2.7 million was approved for renovation of the Spirit Square Arts Complex. Operating support is provided by the County.

PERFORMING ARTS CENTER

The City has committed $15 million to construct the Performing Arts Center in conjunction with State grants and private fundraising for an approximate total cost of $38 million.

OPERATING SUPPORT

The City funding of cultural program operating expenses occurs in one of three ways:

1. As a City department or a division within a City department, the line-item budgets for these agencies are reviewed under normal budgetary procedures. All positions fall under City personnel policies and pay plans and all expenditures must go through normal City purchasing and finance regulations.

2. A contract is signed between the City and the agency and contribution is made toward operating expenses in the form of an annual, one-time payment to the agency.

3. Internal support from other City departments is granted to the agency generally in the form of landscaping and grounds maintenance assistance or utilities and routine building maintenance.

As a general guideline, the percentage increase given to cultural agencies is limited to the same percentage increase as the City's operating budget. An exception has been granted to the Arts and Science Council, whereby the City increases its contribution by the percentage increase achieved by the annual Arts and Science Council fund drive.

In FY88, the City made direct operating contributions to cultural agencies of $2,312,565 and indirect support (in other department budgets) of $366,549 for a total of $2,679,114.

HISTORIC PROPERTIES

FY88 Budget: $131,710
City Support: $109,710 (83.2%)

City funding covers operating costs representing approximately 83% of the total budget. These costs include: consultant fees, postage, printing, utilities and telephone. Yearly budget requests are reviewed by line item. Payments are made to the agency based on invoices for reimbursement.

NATURE MUSUEM
1658 Sterling Road

FY88 Budget: $460,000
City Support: $215,000 (46.7%)

City funds are provided for facility and program support. Funding levels are determined by reviewing projected revenues and expenditures of the Nature Museum in relation to their funding request.

Funding is provided as a one-time payment.

Additionally, Parks and Recreation provided grounds maintenance equivalent to approximately $500 in FY88.

DISCOVERY PLACE
301 North Tryon Street

FY88 Budget: $2,540,000
City Support: Approximately $322,369 (12.6%)

The City pays for utility costs (gas, water, electric) and for facility upkeep (contract maintenance and inspections) via the Central Services budget. In FY88, this totalled approximately $322,369.

Additionally, Parks and Recreation provided grounds maintenance equivalent to approximately $4,200 in FY88.

The expansion of Discovery Place will be included in new lease negotiations in in two years.

DOWD HOUSE
2216 Monument Street

The House is owned by the City and leased for $1/year. The lease expires in September, 1989.

FY88 Budget:	N/A
City Support·	$6,000

As part of the lease agreement, the City will do miscellaneous upkeep and pay utility bills for a total operating cost not to exceed $6,000 per year. This cost is in the General Services Budget.

Additionally, Parks and Recreation administers and pays for a grounds maintenance contract with Landmasters costing $7,200 in FY88.

MINT MUSEUM
501 Hempstead Place

The facility is owned by the City.

FY88 Budget:	$2,039,113
City Support:	$1,310,613 (64.2%)

The City provides operational support via the operating budget for personnel, facility upkeep, and maintenance. Art collection, exhibit and program costs are the responsibility of the Board of Trustees, under the agreement with the City. Prior to FY75, the Mint Museum received non-departmental support from the City. In FY75, it was set up as a separate fund. In FY81, it was established as a City department. It has a working arrangement and the following budget conformation:

City support:	structural support, maintenance, salaries, etc.
Trustee support:	program costs, exhibitions, fund raising - related salaries, etc.

Additionally, Parks and Recreation provided grounds maintenance equivalent to approximately $12,900 in FY88.

HEZEKIAH ALEXANDER HOMESITE
3500 Shamrock Drive

The facility is leased by the City from the Methodist Home for $1/year until year 2050.

FY88 Budget: $185,073
City Support: $150,573 (81.3%)

City operational support is provided via the Parks and Recreation Department for personnel, maintenance, and operating costs. Collections, exhibits and program costs will be the responsibility of a newly formed board.

Additionally, Parks and Recreation performed grounds maintenance equivalent to approximately $9,300 in FY88.

ARTS AND SCIENCE COUNCIL

FY88 Budget: $2,460,290 (Arts and Science Council budget only)
City Support: $ 494,340 (20%)

City operating support is provided via contract and one-time payment based on matching the percentage increase of the Arts and Science Council annual fund drive. The total budgets of the twelve annually-funded members of the Arts & Science Council was approximately $12,573,000 in FY88. City funding is divided among support of the Arts & Science Council; the twelve annually-funded members; and approximately 35 affiliate members.

AFRO-AMERICAN CULTURAL CENTER
401 North Myers Street

The facility is owned by the City and leased to the Afro-American Cultural Center for $1/year.

FY88 Budget: $187,400
City Support: Grounds Maintenance (2.1%)

As City support, Parks and Recreation administers and pays for a grounds maintenance contract with Landmasters costing $4,080 in FY88.

FY88 COUNTY CULTURAL CONTRIBUTIONS
OPERATING ONLY

AGENCY	FISCAL YEAR FY88
WTVI (37% of Contribution)	$ 204,240
WTVI - Capital Reserve	76,000
Arts & Science	154,710
Science Museum	177,210
Spirit Square	742,500
Latta Place	22,270
Carolina Raptor Center	49,500
Spirit Square Renovation	300,000
Latta Place Barn & House Renovation	20,000
TOTAL OPERATING FUNDS	$1,746,430

FY89-93 COUNTY CAPITAL PLAN
CULTURAL FUNDING

AGENCY	5-YEAR PLAN
WTVI Tower and Transmitting Facility	$3,100,000

CULTURAL SUPPORT POLICY DEVELOPMENT

Local Government Strategies

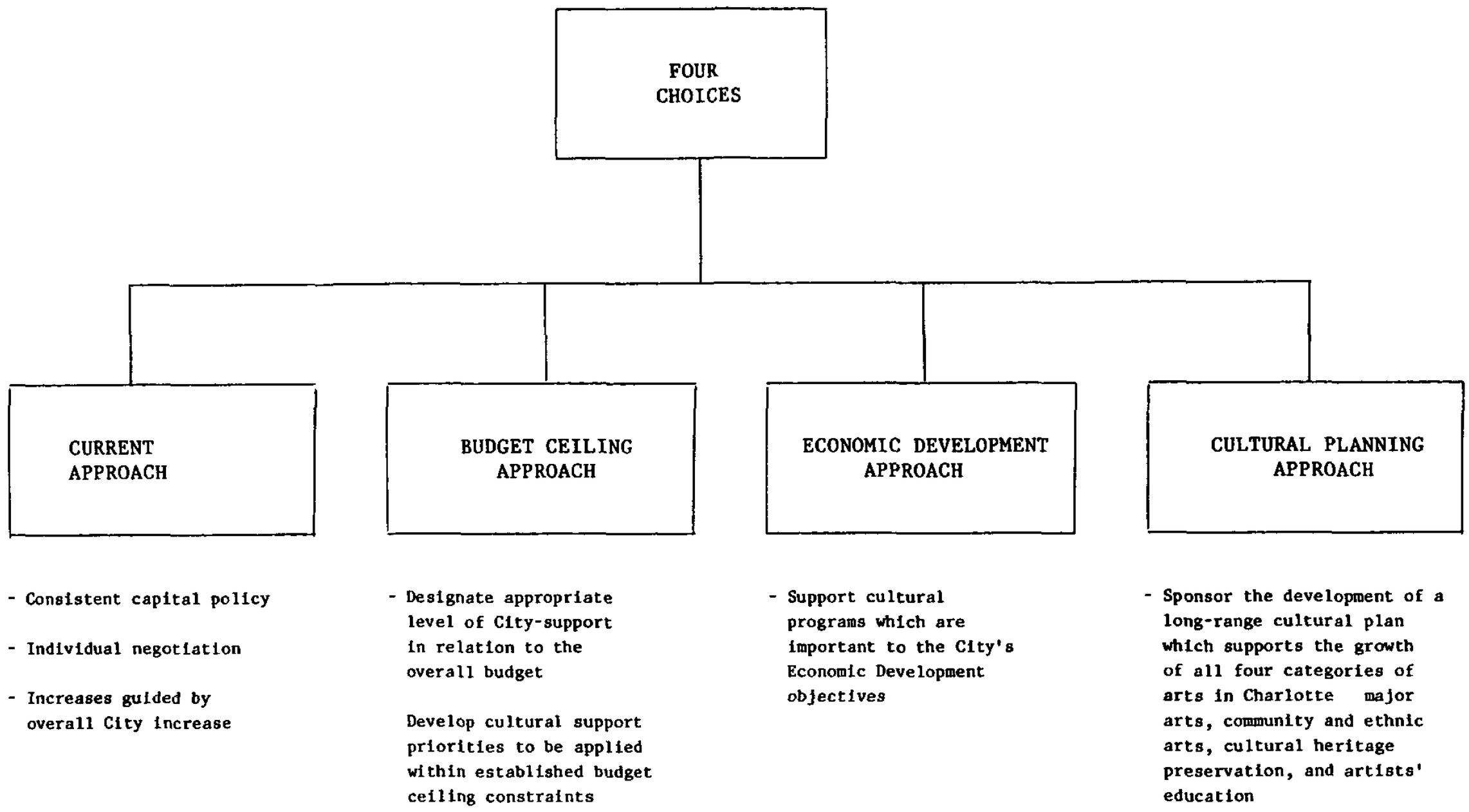

CITY OPERATING SUPPORT
Total Dollars -- $2.7 mil.

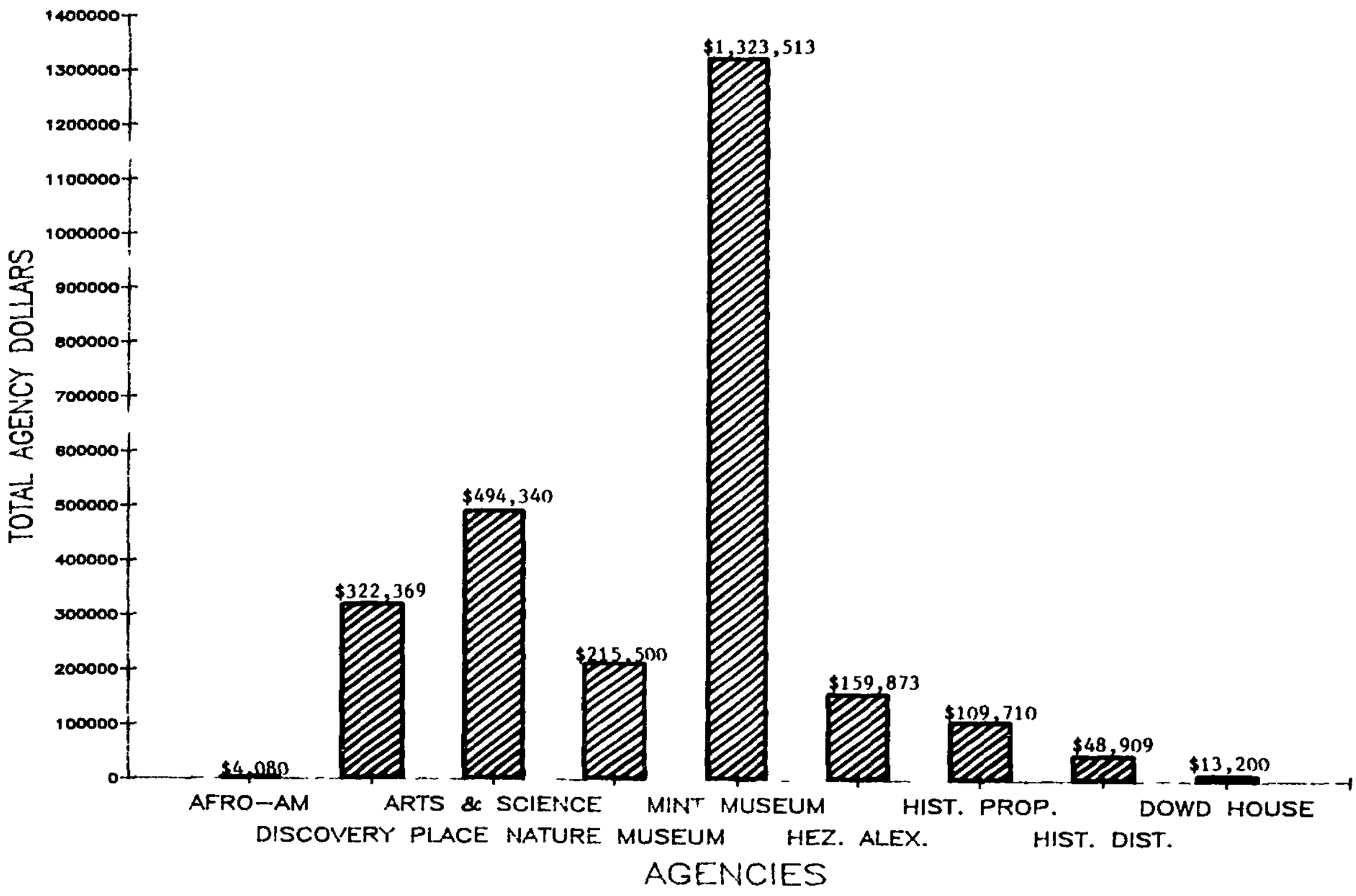

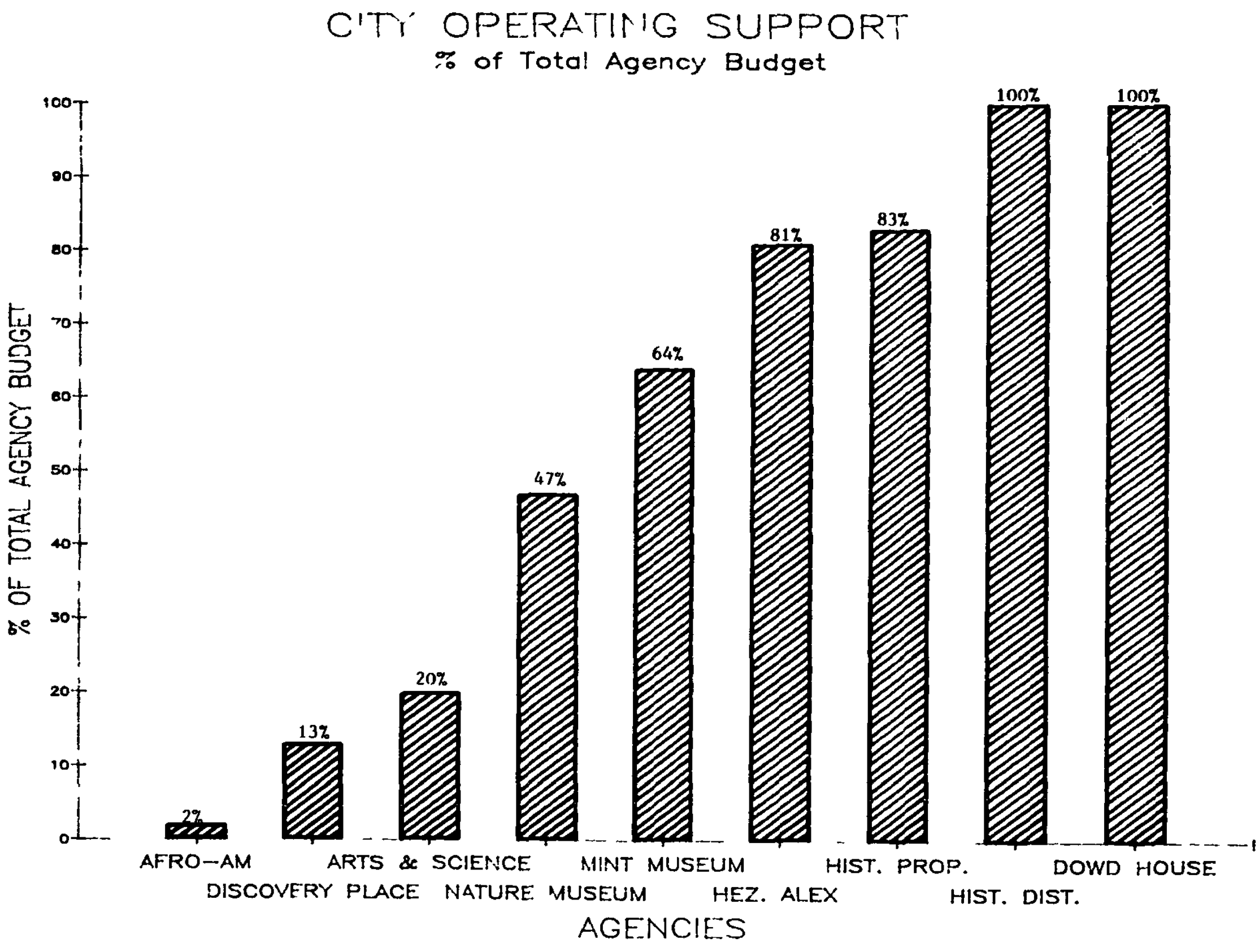
CITY OPERATING SUPPORT
% of Total Agency Budget
% OF TOTAL AGENCY BUDGET
100
90
80
70
60
50
40
30
20
10
0
2%
13%
20%
47%
64%
81%
83%
100%
100%
AFRO—AM
DISCOVERY PLACE
ARTS & SCIENCE
NATURE MUSEUM
MINT MUSEUM
HEZ. ALEX
HIST. PROP.
HIST. DIST.
DOWD HOUSE
AGENCIES

OPERATING SUPPORT

AGENCY	FY88 TOTAL BUDGET	FY88 CITY DOLLARS	FY88 CITY % OF BUDGET	FACILITY LEASED FROM CITY
Afro-American Cultural Center	$ 187,400	$ 4,080	2%	Yes
Arts and Science Council (A & S Budget Only)	2,460,290	494,340	20%	No
Discovery Place	2,540,000	322,369	13%	Yes
Dowd House	13,200	13,200	100%	Yes
Hezekiah Alexander Homesite	185,073	159,873	81%	No
Historic Properties	131,710	109,710	83%	No
Historic Districts Commission	48,909	48,909	100%	No
Mint Museum	2,039,113	1,323,513	64%	Yes
Nature Museum	460,000	215,500	47%	Yes
TOTAL	$8,065,695	$2,691,494		

Vi Alexander

December 20, 1988

The Honorable Sue Myrick
and Members of City Council
Charlotte-Mecklenburg Government Center
600 East Trade Street
Charlotte, North Carolina 28202

Ladies and Gentlemen:

On behalf of the Arts and Science Council, I commend you for your recent initiatives concerning the development of a plan to review public funding of arts facilities and programs in the future. On December 9, Elisabeth Hair, president-elect of the Arts and Science Council, sent you the Cultural Action Plan developed by our Council in 1975 under the auspices of City and County governments. We provided this plan so that you would have the opportunity to refresh your memory about the process that served to give momentum to cultural projects that are successful realities today.

The Arts and Science Council believes that now is the time for a new cultural plan for our community. The growth and change now taking place in our community carry with them significant opportunities and risks. We believe that a new plan will provide a comprehensive road map for our cultural growth and that input from the private and public sectors for this plan will assure the fundamental consensus and support that will be necessary as we move towards the next century. Unlike the 1975 Plan, which dealt primarily with capital projects, a new plan will need to address the cultural diversity of our community and focus on accessibility of the arts for our citizens and their fiscal implications.

Since developing the 1975 Plan, the Arts and Science Council has gained much experience and insight in needs assessment and arts and science programming and funding. Through our annual fund-raising and grant-making processes, we have learned more about the fiscal constraints that each of our member organizations confronts on a daily basis. In this respect, we believe we share with the City Council an awareness that even the most deserving programs and initiatives must be evaluated in terms of cost effectiveness and return on investment. With these thoughts in mind, we offer our resources to you to lead in the planning process for a new cultural action plan.

The Arts and Science Council of Charlotte/Mecklenburg Inc 121 W Seventh Street Charlotte NC 28202
704-372 9667

Our specific ideas for the goals of a new cultural action plan would be:

(i) To identify the community's most significant cultural needs and the available resources to meet those needs;

(ii) To identify the appropriate, feasible roles for government, business, arts institutions, and the Arts and Science Council in carrying out the goals specified in the plan;

(iii) To develop a procedure for annual review of public funding of arts facilities and programs, similar to the role the Arts and Science Council plays with regard to private funding; and

(iv) To provide a forum for ongoing, long-range discussion.

We urge the City Council, in conjunction with the County Commission, to consider promptly the establishment of a special advisory commission comprised of leaders of local government, private business and industry, as well as leaders from the arts and educational communities. This commission, with the assistance of a consultant, would develop a current "state of the arts" (mission, funding, capital and operating needs) report. It would project goals for the next decade. Broad citizen input would be part of the process to develop consensus and support. The Arts and Science Council would undertake a leadership role in coordinating the process.

We see a new comprehensive Cultural Action Plan as an essential, invigorating force to marshal and maximize cultural resources in Charlotte-Mecklenburg and to focus the community clearly on an agenda for sound growth and continued excellence.

Thank you for your consideration of these thoughts. I look forward to hearing from you.

Very truly yours,

John R. Wester
President

/dh

cc: Members of the County Commission
Members of Board of Directors of
Arts and Science Council
Members of Board of Trustees of
Arts and Science Council

the
Charlotte Shakespeare Company

January 14, 1988

JAN 18

OFFICE OF BUDGET AND EVALUATION

Ms. Viola T. Alexander
Director, Budget and Evaluation Department
600 East Trade Street
Charlotte, North Carolina 28202

Dear Ms. Alexander:

It has come to my attention that the City Council of Charlotte will soon choose a committee to study and suggest improvements in the category of the City's relationship to the Cultural Arts. This letter is a request to you for a seat on this committee. Although to some I, being only 27 years old, might not appear to be an obvious choice for selection, I assure you that I would be extremely helpful, dedicated and hardworking if asked to serve.

I am dedicated to the Arts in Charlotte and my resume is filled with examples of this dedication. I am, presently, the Founder and Artistic Director of The Charlotte Shakespeare Company which operates as the only professional admission-free theatre in the country. Over the last six years, The Charlotte Shakespeare Company has grown from being a one-production showcase theatre with a budget of $ 3,500 to the Resident Professional Theatre of UNC/Charlotte with a budget of over a quarter million.

I hold a Master of Fine Arts Degree from Virginia Commonwealth University and a Bachelor of Creative Arts Degree for UNC/Charlotte. Although a native of the Queen City, I have lived here for twenty-five years. My dedication to the cultural life of Charlotte is well documented, having worked as an employee of Davidson College, Theatre Charlotte, UNC/Charlotte, Spirit Square, and The Charlotte City Ballet.

I the Fall of 1988, I rededicated myself to the City's improvement by working as a volunteer on the successful "Parks Bonds" campaign. I have followed Council's activities in relation to the Cultural Arts and feel I have an intelligent grasp of the situation. Foremostly, I feel my work in an admission-free theatre has placed me in touch with those people who normally are unable to attend the arts due to ignorance or lack of finances. I feel it is important to include a representative who understands the needs of these citizens on the committee.

I look forward to hearing from you in regards to this letter. I can be contacted at (704) 377-2354 or at the below address. Thank you for your attention on this matter.

Sincerely,
THE CHARLOTTE SHAKESPEARE COMPANY

Lon Bumgarner
Artistic Director

1236 East Boulevard • Charlotte, NC 28203 • 704/377-2354

FY90-91 Budget - Initiatives/Reductions

New or Modified Services:

At the Retreat last month, Council was asked to list any new initiatives or service modifications and service reductions that should be considered as part of the FY90-FY91 Budgets. Since there was not sufficient time at the retreat to do this, Council is asked to provide this information at this workshop.

Please complete the attached sheets if you have any new initiatives or service modifications or service reductions you would like to bring to Council's attention. These sheets will be collected at the workshop and will be compiled into one consolidated list.

SERVICE REDUCTIONS OR MODIFICATIONS

Please list any existing services or programs for reduction or modification:

1.

2.

3.

4.

5.

6.

7.

8.

9.

10.

NEW INITIATIVES

Please list any new initiatives about which you would like further information:

1.

2.

3.

4.

5.

6.

7.

8.

9.

10

Neighborhood Reinvestment

NEIGHBORHOOD REINVESTMENT

Background

The term "Neighborhood Reinvestment" was first listed in the 2005 Generalized Land Plan as a land use strategy. As defined in the Plan, Neighborhood Reinvestment involves three key actions:
(1) partnerships between local governments, financial institutions and neighborhoods; (2) coordination of public and private resources; and (3) use of volunteer resources.

In Council's January, 1988 Retreat, Neighborhood Reinvestment was discussed in terms of addressing infrastructure needs in older neighborhoods. These needs were specified as sidewalk, curb and gutter and other capital improvement items.

This discussion was continued at the Budget Workshops in May and June of 1988, and $2 million per year was included in the Capital Budget to fund a Neighborhood Reinvestment Program. Council discussions of the Belmont Redevelopment Plan have included how the Neighborhood Reinvestment Program would be implemented.

Summary

The City has several on-going capital programs to meet neighborhood capital and infrastructure needs. Staff has identified those programs and noted two needs not addressed: new curb and gutter construction and sidewalk repair based on ability to pay. Other City efforts, both infrastructure and operating programs, could be included in a Neighborhood Reinvestment effort.

Action Requested

Council is requested to discuss the concept and purpose of the Neighborhood Reinvestment program. Specifically, Council is asked to:

1) discuss the definition of reinvestment
2) discuss where the program should be applied, and
3) discuss program criteria

These discussions will give staff direction to develop a spending plan to be recommended in the FY90 Budget.

NEIGHBORHOOD REINVESTMENT: IMPLEMENTATION CRITERIA

1. Reinvestment should be defined as:

Recommendation:

Capital infrastructure programs, including a review and revision of existing programs (i.e. sidewalk repair and new curb and gutter)

- street widths
- sidewalks
- curb and gutters

Other Options:

1. Capital infrastructure capital programs and economic development programs. This is similar to the target area plans established under the earlier Community Development grant programs.

   - all items listed in the recommendation
   - business development
   - job training

2. Infrastructure capital programs, economic development programs and enhanced levels of City services. This level of activity would address all of the recommendations in the Belmont Redevelopment Plan.

   - all items listed in no. 1
   - police
   - clean city
   - animal control
   - street cleaning
   - garbage collection

3. Other

2. The reinvestment program should be applied in:

Recommendation:

Census tracts identified as having housing problems.

(See maps on next three pages.)

Other Options:

1. Inner-City neighborhoods (within Route 4)
2. Defined targeted areas
3. Other

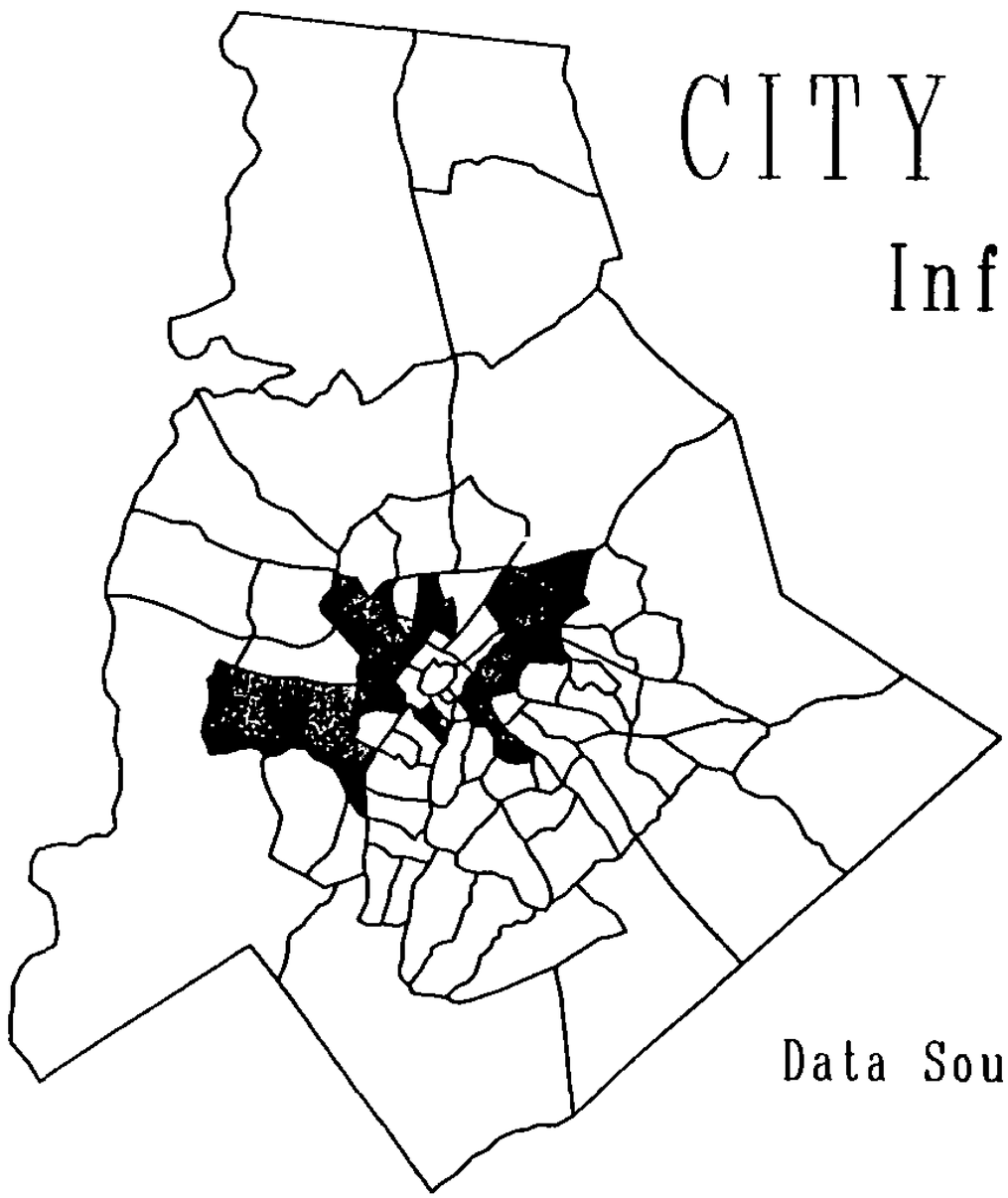

CITY OF CHARLOTTE

Infrastructure Study

February 1987

Census Tracts
Identified as Having
Housing Problems

Data Source UNCC Urban Institute Survey

CITY OF CHARLOTTE

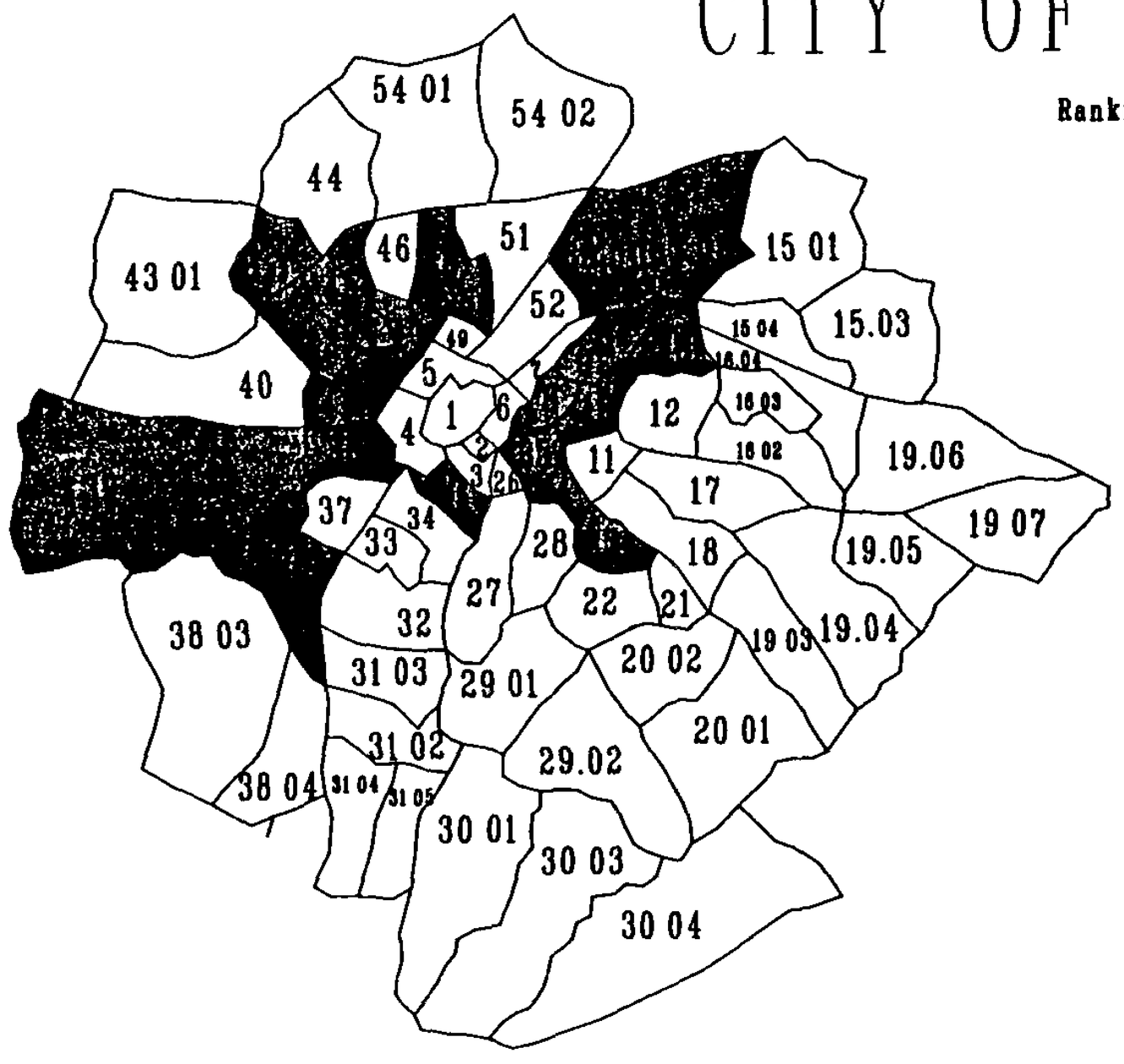

Ranking*	Tract	Area
1	39	West Boulevard
2	8	Belmont
3	48	Lincoln Heights
4	36	Wilmore
5	45	Oakview Terrace/Smallwood
6	53 01	N Tryon
7	53 02	N Tryon
8	13	Plaza Hills
9	14	North Charlotte
10	50	Double Oaks
11	42	Enderly Park
12	43 02	Thomasboro
13	23	Grier Heights
14	25	Elizabeth
15	35	Dilworth
16	9	Plaza Hills
17	10	Plaza Midwood
18	41	Wesley Heights
19	38 02	Clanton Park
20	47	Five Points
21	24	Elizabeth

* Twenty-one targeted census tracts with housing quality problems based on Charlotte Housing Condition Survey conducted by UNCC, 1987

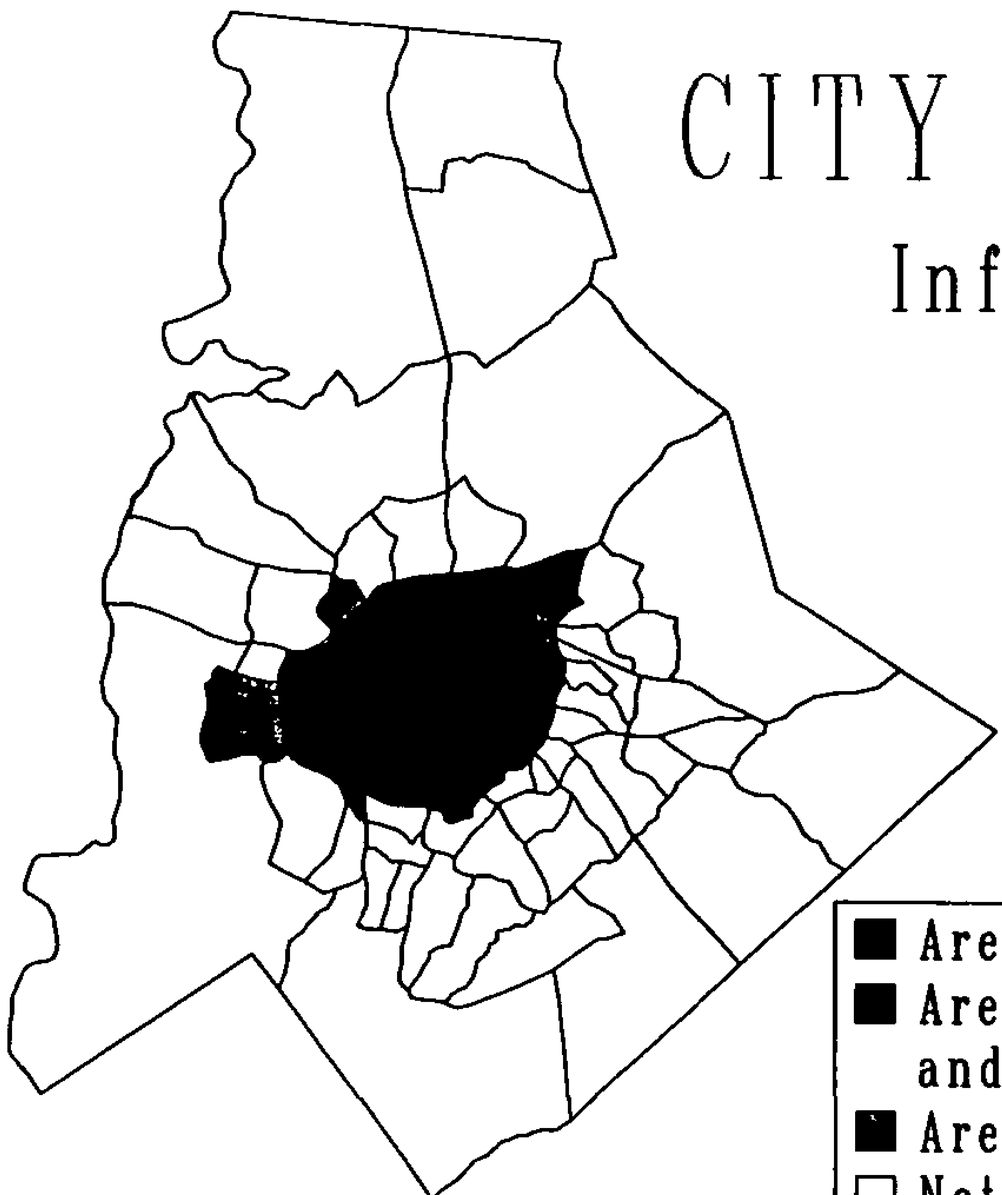

CITY OF CHARLOTTE

Infrastructure Study

January 1989

Data Sources
Transit Route 4 - Charlotte DOT
Census Tracts Identified as Having Housing Problems - UNCC Urban Institute

LEGEND

- ■ Area Inside Transit Route 4
- ■ Area Inside Transit Route 4 and in Identified Census Tracts
- ■ Area Solely in Identified Census Tracts
- □ Not in Proposed Project Area

3. The area selection criteria should be:

Recommendation:

Develop priorities for neighborhoods similar to those for business corridors and provide for consideration of ability to pay. (The next page lists the business corridors criteria.)

Other Options:

1. Establish new criteria that focuses only on infrastructure needs.

2. Develop priorities for neighborhoods similar to those for small area plans. (The next page lists the small area plan criteria.)

3. Establish new criteria that focuses on community and economic development needs (i.e., crime rates, ability to pay, unemployment, etc.).

4. Other

The criteria listed below was approved by Council on November 18, 1987 to evaluate proposed projects for the Business Corridor Revitalization Program:

1. Demonstration Potential - funding part of a project as an example for the whole and stimulating continuation of the project through private investment in the area.

2. Innovative Approach - funding joint ventures which may include using creative financing to open additional development opportunities.

3. Geographic Representation - funding projects to ensure that equal attention is given to all areas of the community.

4. Leveraging - funding projects which would provide coordination between private projects and public projects.

5. Project Coordination - funding projects which would provide coordination between other publicly funded projects.

6. Revitalization - funding projects which were identified through the area planning process as having potential to revitalize economically and physically lagging commercial and industrial areas and for which design concepts have been developed and approved.

7. Private Initiatives - funding projects for which a local business or residential group has organized in support and promotion of the corridor improvements.

The criteria listed below is used by the Planning staff to determine Area Planfunding priorities.

1. Fund items not taken care of by existing programs

2. Geographic distribution

3. Focus on low and moderate income areas

4. Enhancement of projects initiated by other departments

5. Demonstration potential - set stage for quality of development and private investment

6. Stimulate growth, revitalization or infill

7. Affordability

8. Cost/benefit

9. Provision of additional amenities to stablize or enhance neighborhoods

BACKGROUND INFORMATION

CITY OF CHARLOTTE

Infrastructure Study

January 1989

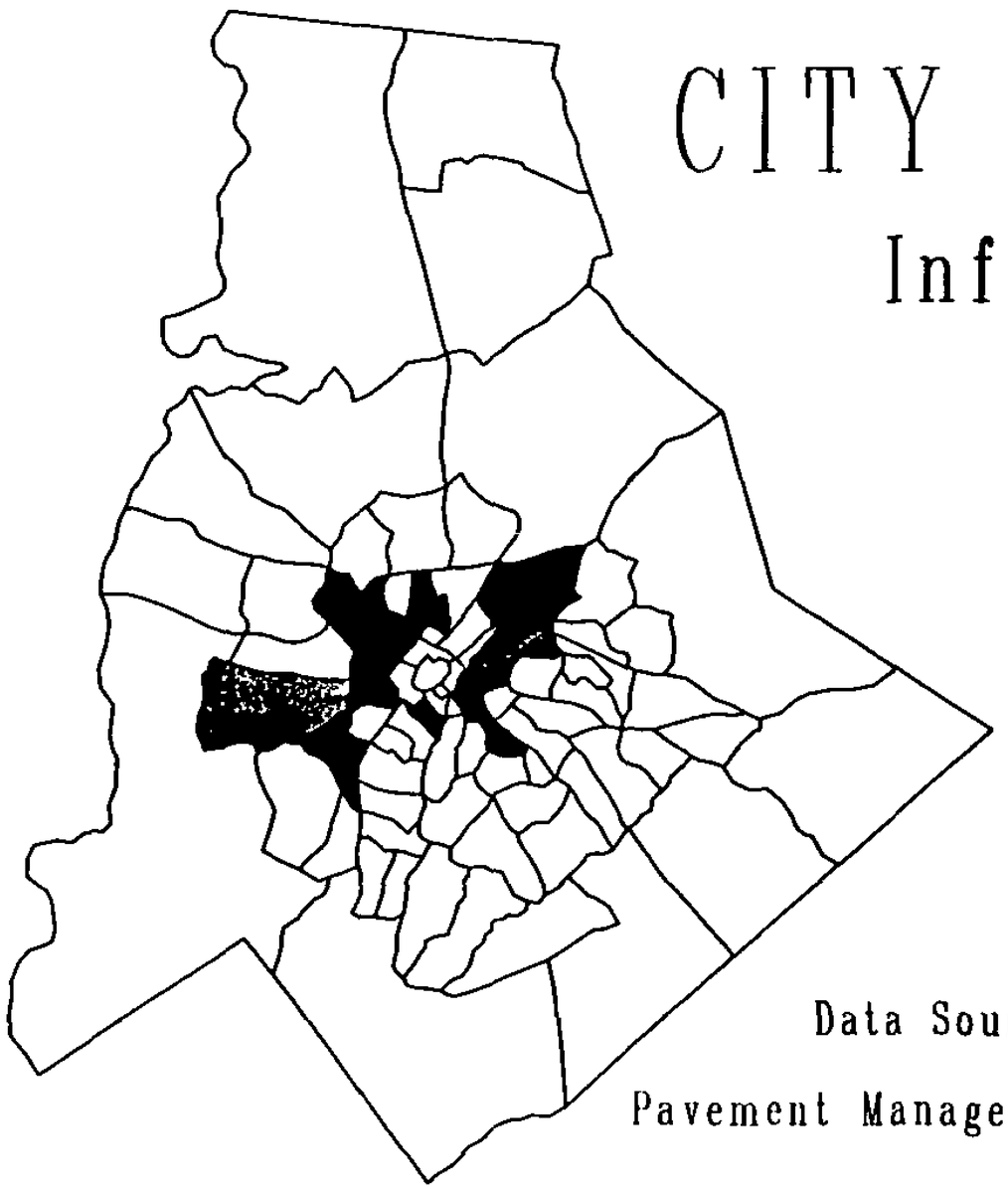

Data Source

Pavement Management System

LEGEND

Percentage of Streets with Curb & Gutter Reported by Census Tracts

- 50 to 59 %
- 60 to 69 %
- 70 to 79 %
- 80 to 89 %
- 90 to 98 %
- Not Considered

CITY OF CHARLOTTE

Infrastructure Study

January 1989

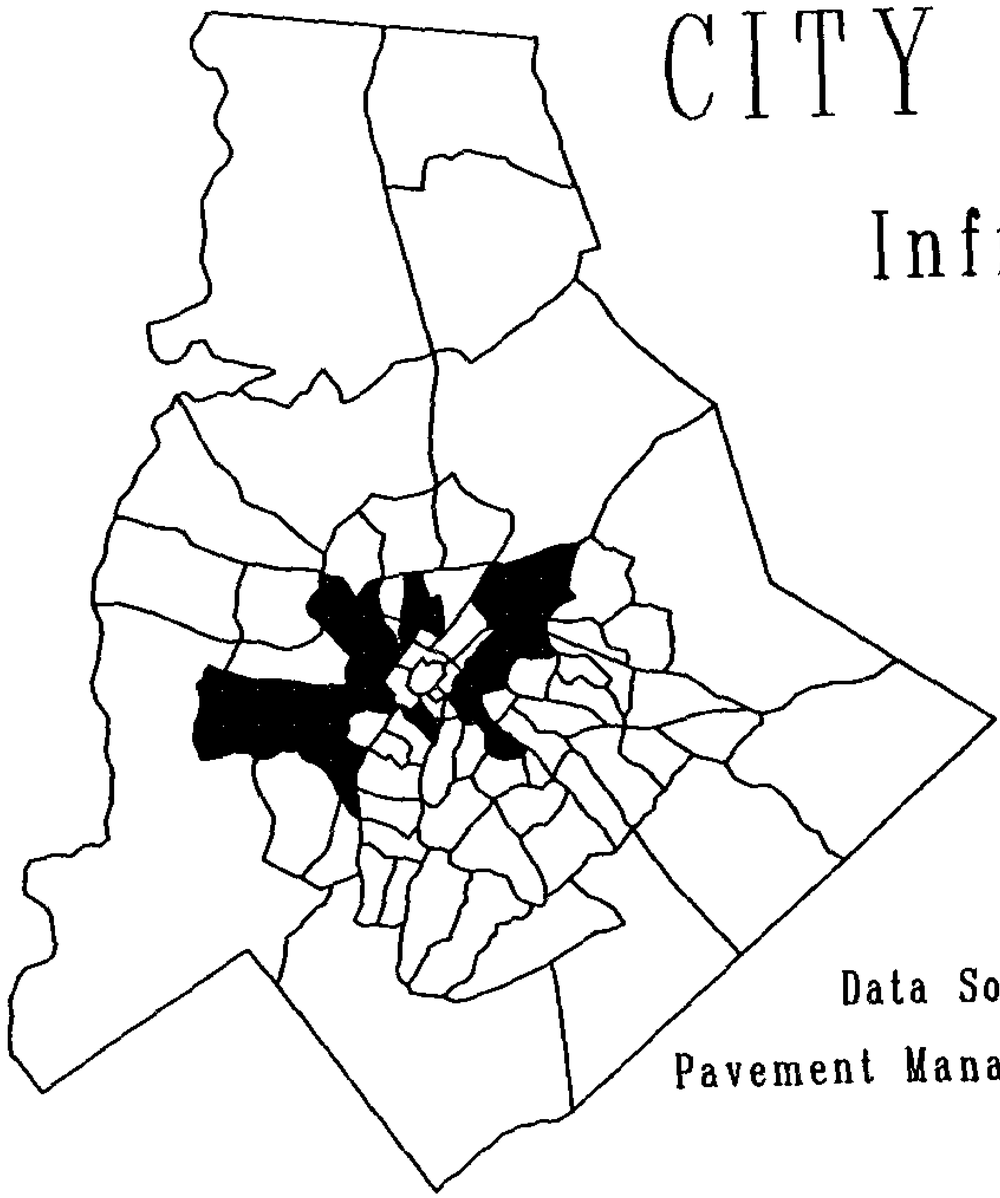

Data Source

Pavement Management System

LEGEND

Percentage of Streets NOT Meeting Minimum Width Requirements Reported by Census Tracts

- 0 %
- 3 to 6 %
- 7 to 10 %
- 11 to 14 %
- 17 to 27 %
- 42 % and greater
- Not Considered

CITY OF CHARLOTTE

Infrastructure Study

January 1989

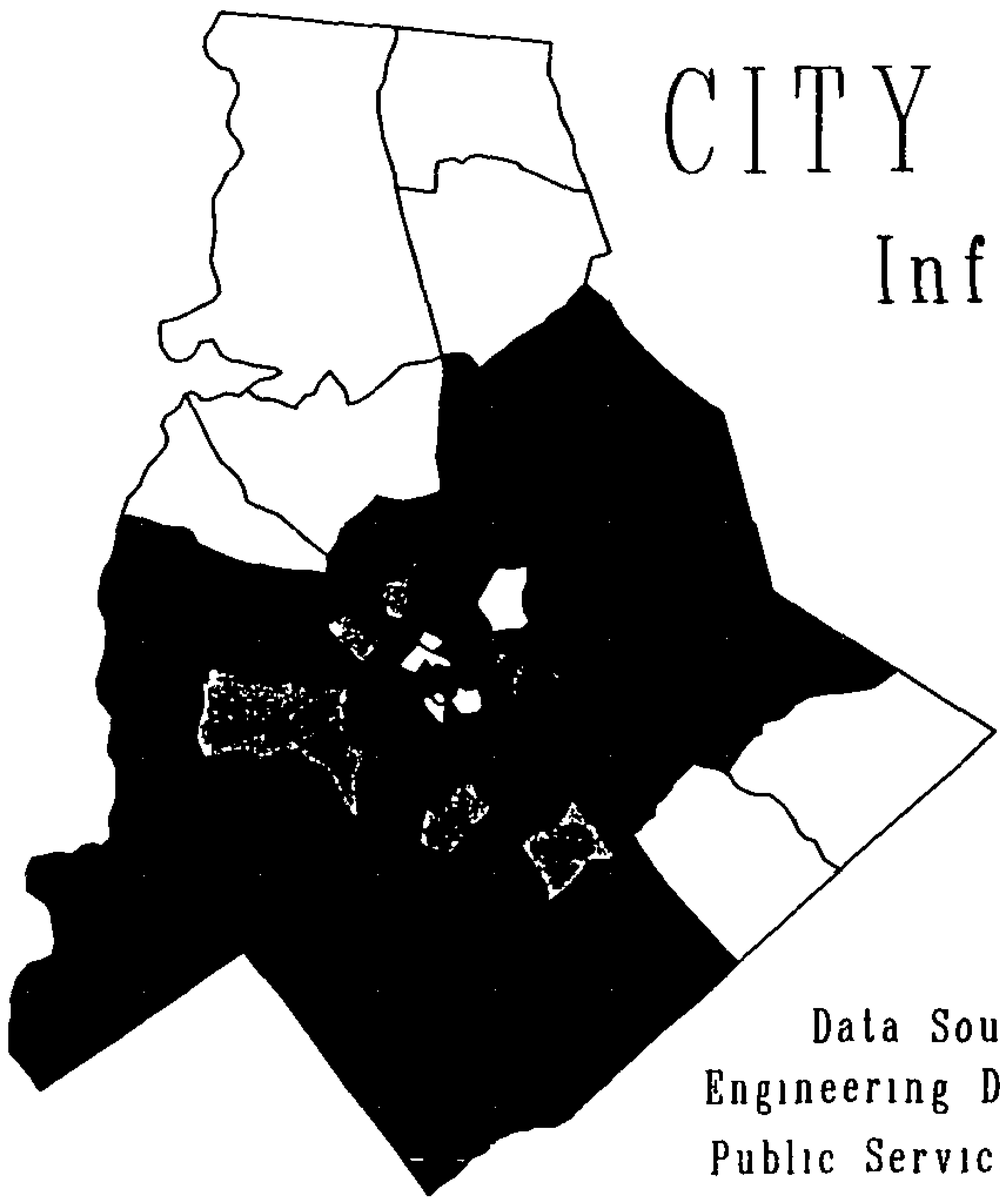

Data Source
Engineering Department
Public Service Division

LEGEND
Sidewalk Requests
Reported by Census Tracts

- 0 Requests
- 1 Request
- 2 or 3 Requests
- 4 to 6 Requests
- 7 to 10 Requests
- 11 and Greater

CITY OF CHARLOTTE

Infrastructure Study

January 1989

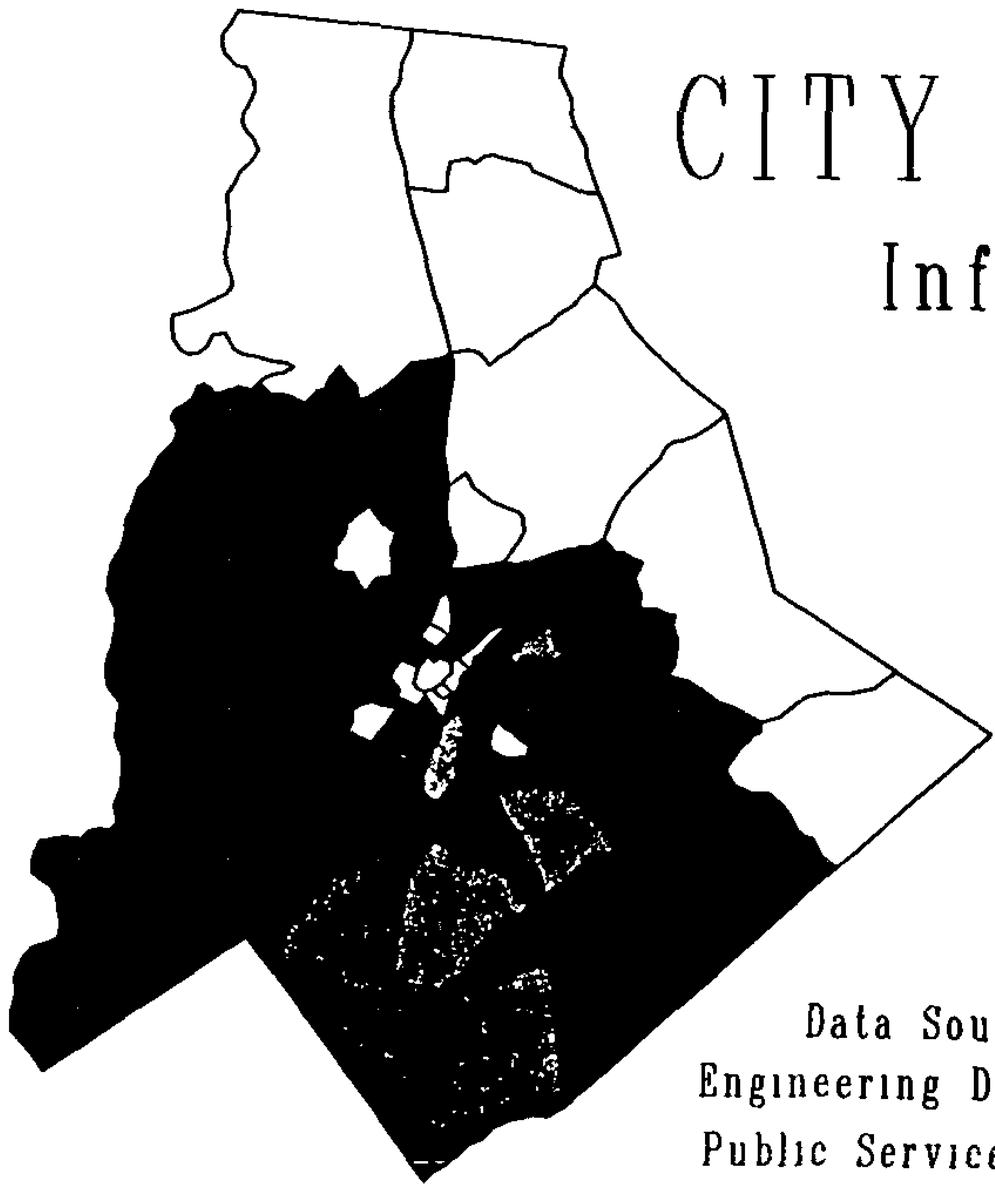

Data Source
Engineering Department
Public Service Division

LEGEND
Storm Drainage Repair Requests
Reported by Census Tracts

- 0 Requests
- 1 to 5 Requests
- 6 to 10 Requests
- 11 to 20 Requests
- 21 to 30 Requests
- 31 and Greater

NEIGHBORHOOD REINVESTMENT

Needs Review

In order to have some idea of what the infrastructure needs are, staff collected data on sidewalks and storm drainage requests, and the Street Maintenance Division ITRE File (street widths and conditions, and status of curb and gutter). The data was collected by targeted census tracts that were identified in the UNCC Urban Institute survey of February, 1987 as having housing quality problems, and in some instances City-wide data was collected. While the data provides a basis of understanding of the problems, there are some qualifications that affect conclusions drawn from the data.

The data is not inclusive. Identification of specific infrastructure needs would require that engineers ride neighborhood streets. Some neighborhood infrastructure needs which are identified as not corresponding to City-wide subdivision standards may not be wanted by the neighborhood. For instance, a street width may be substandard and would require several feet of front yards in order to conform with the subdivision standards. Nevertheless, the data provides a starting point for identifying areas of greatest need.

Maps

The following is a list of the attached maps illustrating the needs review.

1. Percentage of streets not meeting minimum width requirements.
2. Percentage of streets with curb and gutter.
3. Sidewalk Requests
4. Storm Drainage Repair Requests

NEIGHBORHOOD REINVESTMENT

Existing City Programs

Infrastructure needs of neighborhoods are funded by several on-going capital improvement programs. These programs include sidewalks, repair of existing curb and gutter, storm drainage in public and private rights-of-way, etc. (A more detailed listing of the existing capital improvement programs dedicated to neighborhood improvements is listed below.) Infrastructure needs for neighborhoods are also included in the small area planning process. Staff analysis has identified two areas which are not covered by the existing programs and could be considered for inclusion: construction of new curb and gutter and sidewalk repair based on ability to pay.

Area Plan Capital Improvements Annual Appropriation: $500,000

Funding is provided to finance capital projects recommended in area plans. The program has previously reconstructed intersections, provided sidewalk and curb and gutter, and acquired property.

Storm Drainage - Public Right-of-Way Annual Appropriation: $500,000

Funding is provided to correct major storm drainage problem areas in the public right-of-way. The program usually involves the upgrade of an existing culvert system that is undersized.

Storm Drainage - Private Property Annual Appropriation: $1.5 million

The program provides assistance to property owners to correct drainage problems on their property.

New Sidewalk Construction Annual Appropriation: $1 million

The program constructs sidewalk throughout the City based on a prioritization of requests.

Sidewalk Repair Annual Appropriation: $150,000

The program reconstructs existing sidewalk. Abutting property owners are responsible for material costs and the City provides labor.

Curb and Gutter Repair Annual Appropriation: $300,000

The program reconstructs deteriorating curb and gutter.

Housing Rehabilitation — Annual Appropriation: $3.0 million

The program provides rehabilitation grants and loans to arrest housing deterioration and maintain the existing housing stock.

Innovative Housing Program — Annual Appropriation: $3.5-$4.5 million

The program provides additional housing for low income families.

Business Corridor Improvements — Annual Appropriation: $1 million

Provides infrastructure improvements for depressed business corridors.

Revitalization and Economic Development Fund — Annual Appropriation: $150,000

Provides low interest loans to businesses to stimulate economic activity in targeted areas.

CDED Loan Fund — Annual Appropriation: $100,000

Street Resurfacing — Annual Appropriation: $6.1 million

Annual resurfacing of City system streets.

Non-System Residential Street Program — Annual Appropriation: -0-

As streets are added to the City system through annexation, unpaved streets are brought up to City standards.

Notes:

1. Utility and Parks needs are currently under review; information from these studies will be coordinated.

2. For the purpose of preliminary discussions, the following programs were not included: Non-System Residential Street System Programs, tree planting, Street lighting, and traffic controls.

3. Storm drainage utility under study; workshop discussion anticipated this spring.

NOTES