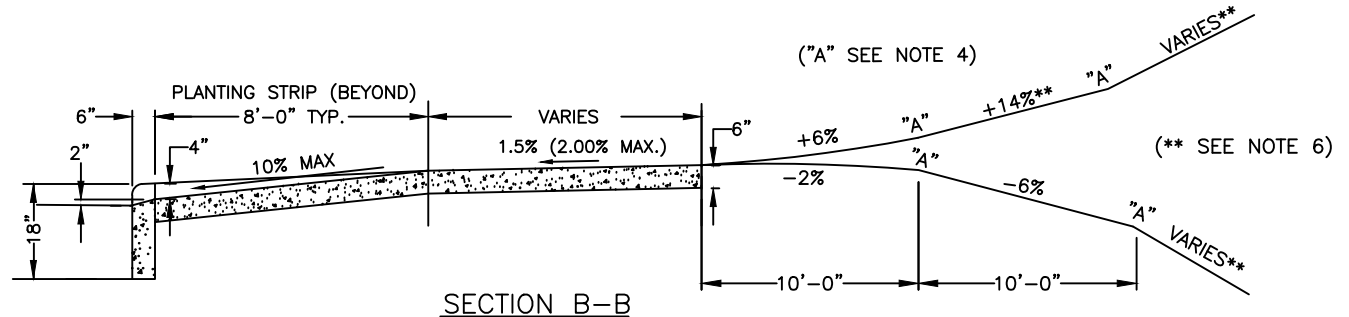
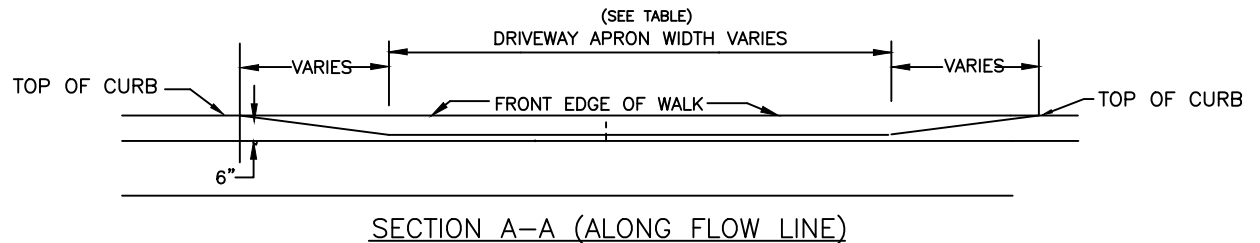
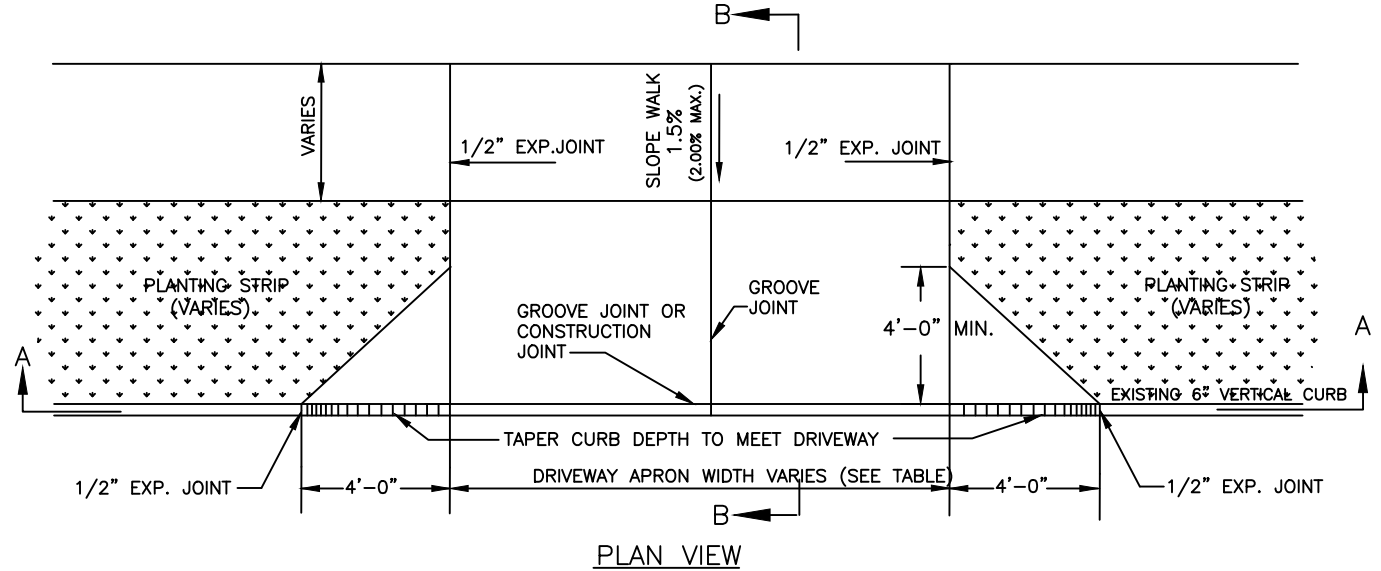


NOTES:

1. ALL CONCRETE TO BE 3600 P.S.I.
2. ALL CURB OR CURB AND GUTTER AND SIDEWALK ARE TO BE REMOVED TO THE NEAREST JOINT BEYOND NEW CONSTRUCTION OR CUT WITH A SAW AND REMOVED. SAW CUT OR JOINT TO BE PERPENDICULAR TO EDGE OF EXISTING PAVEMENT. SEE STD. NO. 10.17 FOR JOINT DETAIL.
3. ALL DRIVEWAYS MUST MEET THE CURRENT CITY DRIVEWAY REGULATIONS AND NCDOT REQUIREMENTS FOR SPACING, SIGHT DISTANCE, AND OFFSETS FROM PROPERTY LINES AND INTERSECTIONS.
4. "A" BREAKOVER SHALL BE 8% OR LESS.
5. PRIOR APPROVAL IS REQUIRED BY CDOT ON GRADES EXCEEDING WHAT ARE SHOWN.
6. ** PER NC IFC SECTION D103.2, FIRE APPARATUS ACCESS ROADS SHALL NOT EXCEED 10 PERCENT IN GRADE.
7. JOINT MATERIAL SHOULD BE PLACED FLUSH WITH CONCRETE.



NOT TO SCALE

DRIVEWAY APRON WIDTH		
DRIVEWAY TYPE	MINIMUM	MAXIMUM
LOCAL/COLLECTOR	10'	24'
ARTERIAL *	15'	24'

* MUST PROVIDE ON-SITE TURNAROUND



CITY OF CHARLOTTE
LAND DEVELOPMENT STANDARDS
INCLUDES CHARLOTTE ETJ

RESIDENTIAL DROP CURB TYPE I DRIVEWAY WITH
PLANTING STRIP (6" X 18" VERTICAL CURB)

STD. NO.	REV.
10.25C	24