

IN CASE OF EMERGENCY




EMERGENCY INTERCOM.
Press the **RED BUTTON** above **PRESS HERE** to notify operator of an emergency.



LISTEN FOR INSTRUCTIONS.



REMAIN ON TRAIN.
Do Not Open Doors Unless Instructed. Safest Place is on the Train.

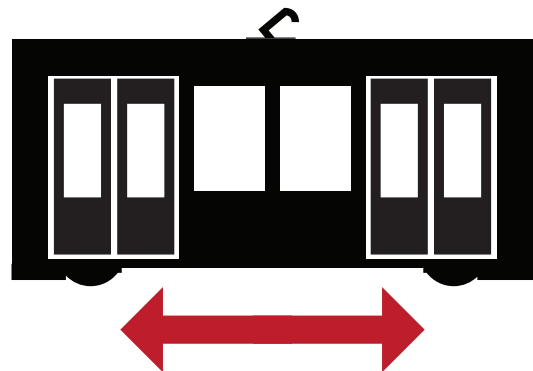


EXIT AS INSTRUCTED.
Leave strollers, bicycles, luggage or any other bulky items behind.

IN CASE OF EVACUATION



Follow instructions from Train Operator or Emergency Personnel.



Look both ways before exiting the train. Clear the road to a place of safety.



Rescue personnel will assist passengers with disabilities or are disabled. **LEAVE WHEELCHAIR** on train if you assist disabled passenger before rescue personnel arrive.

EVACUATING TRAIN

Watch Your Step & Stay Away From Tracks

- Make sure train has stopped.
- Watch your step when exiting the train.

On Ground Level

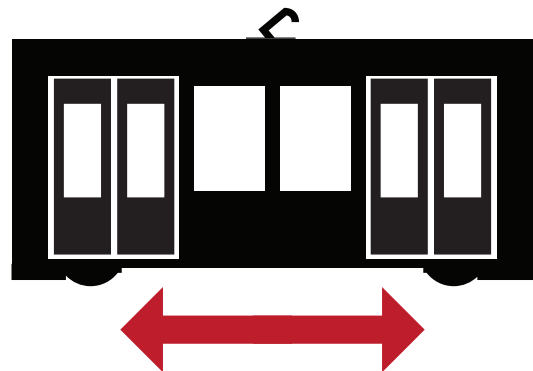


Open door on the sidewalk side and clear the road to a place of safety.

IN CASE OF EVACUATION



Follow instructions from Train Operator or Emergency Personnel.



Look both ways before exiting the train. Clear the tracks to a place of safety.




Rescue personnel will assist passengers with disabilities or are disabled. **LEAVE WHEELCHAIR** on train if you assist disabled passenger before rescue personnel arrive.

EVACUATING TRAIN

Watch Your Step & Stay Away From Tracks


- Make sure train has stopped.
- Watch your step when exiting the train.

On Elevated Track



Open door on the side with the raised walkway and hand rails.

On Ground Level



Open door on the side opposite the tracks.